

FUJITSU

**WATERSTAGE™**  
 INNOVATIVE SOLUTION OF DOMESTIC HEATING



SPLIT TYPE

SPLIT DHW INTEGRATED TYPE

MONOBLOC TYPE



FUJITSU GENERAL LIMITED

• **WATERSTAGE™** is a worldwide trademark of FUJITSU GENERAL LIMITED and is a registered trademark in Japan and other countries or areas.  
 • The colors may be different from the actual colors because this catalog is printed matter.  
 • Specifications and design subject to change without notice for future improvement.  
 Please check with your dealer



ISO 9001 Certified number : 01 100 89394  
 Fujitsu General (Thailand) Co., Ltd.



ISO 9001 Certified number : 01 100 79269  
 Fujitsu General (Shanghai) Co., Ltd.



ISO 14001 Certified number : 310102-UK  
 Fujitsu General (Shanghai) Co., Ltd.

Distributed by :

**FUJITSU GENERAL LIMITED**

3-3-17, Suenaga, Takatsu-ku, Kawasaki 213-8502, Japan  
<http://www.fujitsu-general.com/>

Copyright© 2009-2014 Fujitsu General Limited. All rights reserved.  
 7NF010-1410D

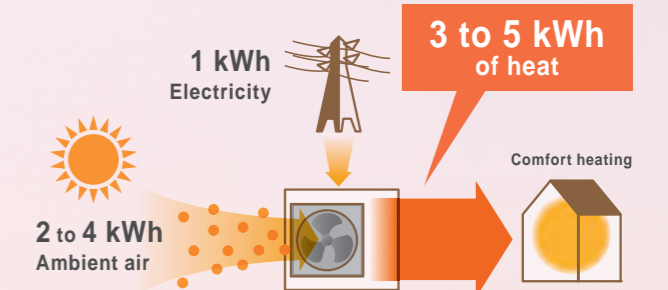
# WATERSTAGE™

Fujitsu General **WATERSTAGE™** realizes considerable energy saving operations by the Heat pump heating system using the ambient air energy

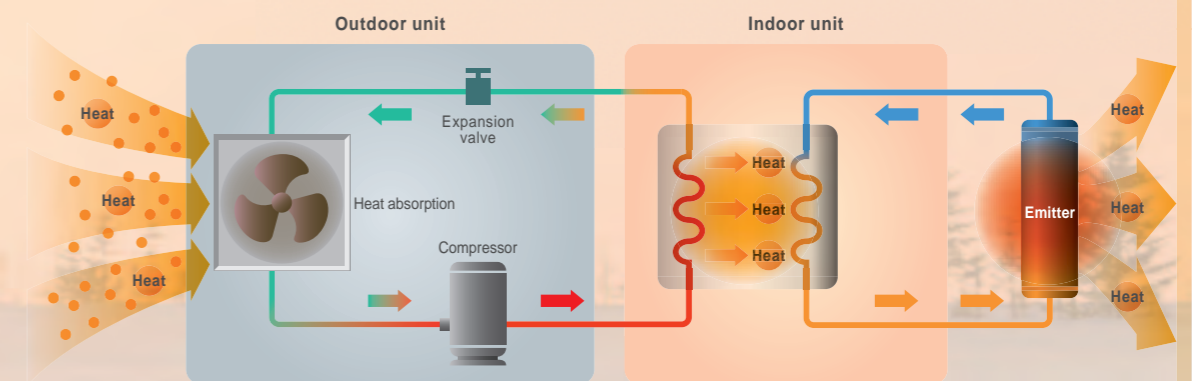
Environmentally friendly water heating system applying heat pump technology that collects heat from the outdoor air

## WHAT'S A HEAT PUMP ?

Absorbing the free energy from atmosphere. Heat pump system requires only 1 kW of electricity to generate 3 to 5 kW thermal energy.




Heat Pump system framework



**PRIMARY ENERGY USAGE REDUCED DRASTICALLY !**

Proportion of primary energy into heating energy of 100%



\*Electricity loss is different due to power plant. Example efficiency of power plant : 36%





**WATERSTAGE™** makes an Economical and Clean hot water heating system by Heat Pump



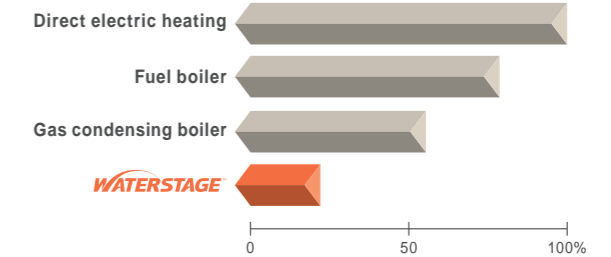
## Advantages of **WATERSTAGE™**

### LESS CO<sub>2</sub> EMISSIONS

This environmentally-friendly system substantially reduces CO<sub>2</sub> emissions compared to conventional gas and hydro carbons combustion.

Advantages

#### Average annual CO<sub>2</sub> emissions




\*Calculations based on data provided by European Program-2001\* for EU27 Fuel boiler efficiency: 89%, Gas boiler efficiency: 93%

### LOW RUNNING COST

Running cost is low and economical by high efficiency heat pump technology.

Advantages

#### Average annual running cost



\*The values may vary depending on installation, location, and operating conditions.

### CLEAN AND HEALTHY

Since burners are unnecessary, NO<sub>x</sub> and other harmful substances are not generated.

Advantages



Environmentally friendly heating system



### EASY INSTALLATION AND MAINTENANCE

All components are built into compact outdoor unit or hydraulic unit.



Advantages

#### Well structured Hydraulic unit.

Sophisticated arrangement of hydraulic units, allows easy piping and maintenance

No chimney sweep


No pollution

Low maintenance cost



# Complete Solution meets various needs

ROOM HEATING

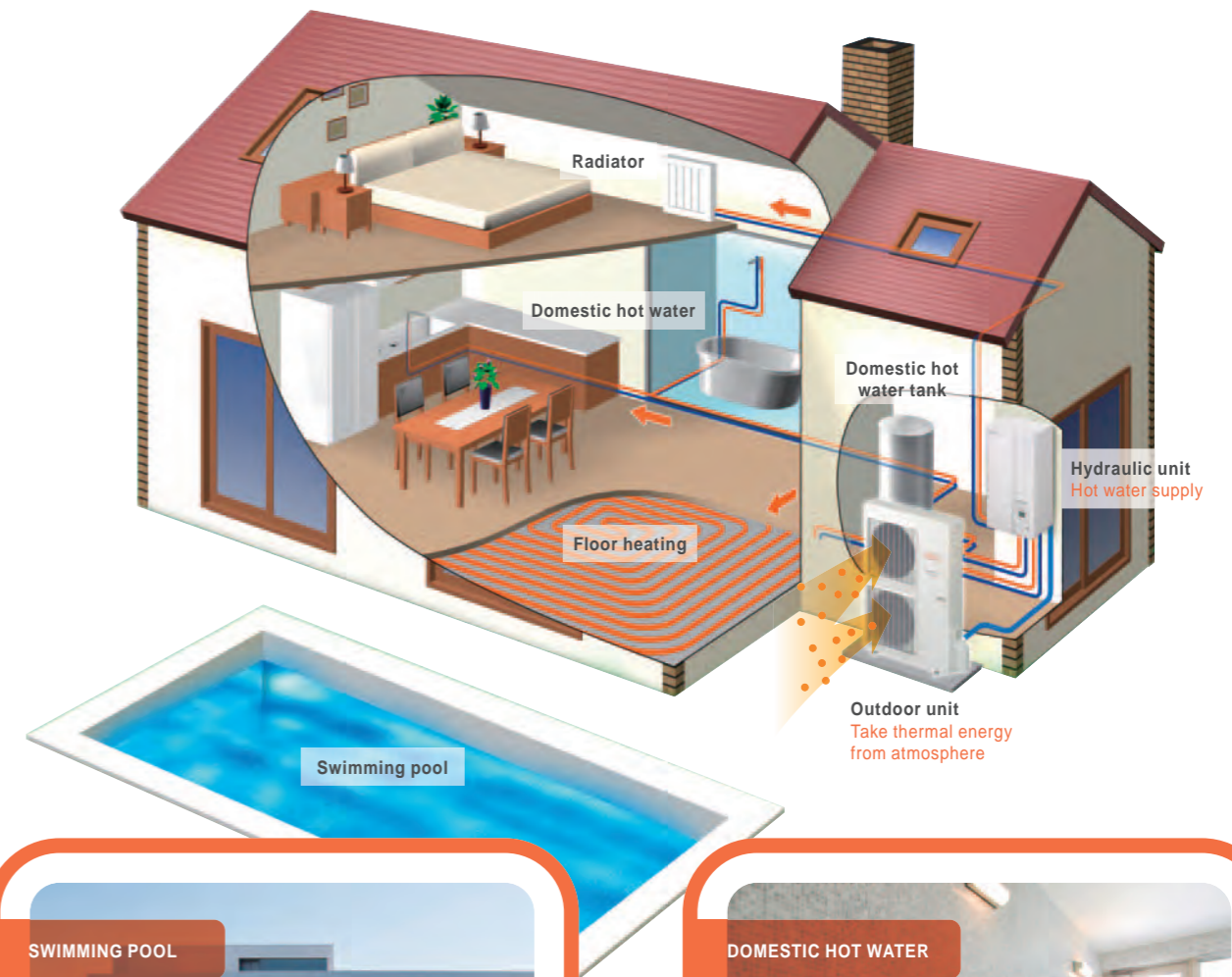


COOLING




## Wide Comfort

The clean energy produced by **WATERSTAGE** reliably delivers "comfort" to all spaces in the home up to the living room, bedrooms, bath and swimming pool.



FLOOR HEATING

SWIMMING POOL







DOMESTIC HOT WATER





# Product lineup for various needs

Type	SPLIT TYPE		SPLIT DHW INTEGRATED TYPE				MONOBLOC TYPE
Series	High power series	Comfort series	High power series	Comfort series	Compact series		
	<p>Usable outdoor temperature: <b>-25°C</b></p> <p>Hydraulic unit </p> <p>Outdoor unit </p> <p>Capacity range : 11 / 14 kW 11 / 14 / 16 kW</p>	<p>Usable outdoor temperature: <b>-20°C</b></p> <p>Hydraulic unit </p> <p>Outdoor unit </p> <p>Capacity range : 5 / 6 / 8 kW 10 kW</p>	<p>Usable outdoor temperature: <b>-25°C</b></p> <p>Hydraulic unit </p> <p>Outdoor unit </p> <p>Capacity range : 11 / 14 kW 11 / 14 / 16 kW</p>	<p>Usable outdoor temperature: <b>-20°C</b></p> <p>Hydraulic unit </p> <p>Outdoor unit </p> <p>Capacity range : 5 / 6 / 8 kW 10 kW</p>	<p>Usable outdoor temperature: <b>-20°C</b></p> <p>Hydraulic unit </p> <p>Monobloc unit </p> <p>Capacity range : 5 kW 8 / 10 kW</p>		
Features	<ul style="list-style-type: none"> <li>• 60°C hot water supply even at -20°C outdoor temperature</li> <li>• Powerful heating capacity supplied even at low outdoor temperature</li> <li>• Different heating system can be used. Like floor heating, radiators and others*</li> <li>• Heating and DHW in one system*</li> <li>• Outdoor low noise function*</li> <li>• Energy saving peak cut function*</li> <li>• Additional electric heater for backup provided</li> <li>• Up to two independent control circuits*</li> </ul> 		<ul style="list-style-type: none"> <li>• 55°C hot water supply even at -7°C outdoor temperature</li> <li>• Floor heating and radiators can be used together.</li> <li>• Heating and DHW in one system*</li> <li>• Additional electric heater for backup provided</li> <li>• Up to two independent control circuits*</li> </ul>		<ul style="list-style-type: none"> <li>• 60°C hot water supply even at -20°C outdoor temperature</li> <li>• Powerful heating capacity supplied even at low outdoor temperature</li> <li>• Different heating system can be used. Like floor heating, radiators and others*</li> <li>• Heating and DHW space saving in one hydraulic unit.</li> <li>• Outdoor low noise function*</li> <li>• Energy saving peak cut function*</li> <li>• Additional electric heater for backup provided</li> <li>• Up to two independent control circuits*</li> </ul>		<ul style="list-style-type: none"> <li>• 55°C hot water supply even at -20°C outdoor temperature</li> <li>• Heating and DHW in one system*</li> <li>• Antifreeze function</li> <li>• Additional base heater (option) can be connected to prevent from freezing.</li> </ul>
Power source	1Ø 230V / 50Hz	3Ø 400V / 50Hz	1Ø 230V / 50Hz	1Ø 230V / 50Hz	3Ø 400V / 50Hz	1Ø 230V / 50Hz	1Ø 230V / 50Hz
Capacity range	5 kW		■			■	■
	6 kW		■			■	
	8 kW		■			■	■
	10 kW		■			■	■
	11 kW	■	■		■	■	
	14 kW	■	■		■	■	
16 kW		■			■		

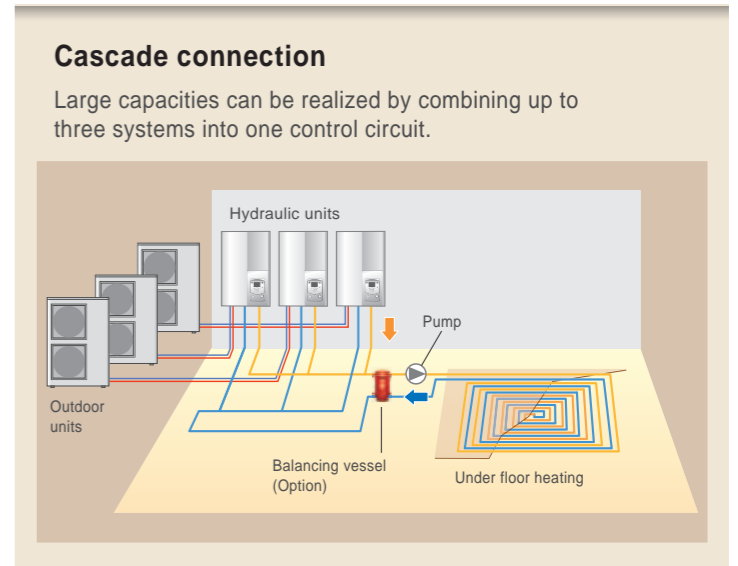
\*Optional parts are required.

# High Power series

<p>Single Phase power supply</p> <p>11kW 14kW</p> <p>Hydraulic unit WSYG140DC6</p>  <p>Outdoor unit WOYG112LCT WOYG140LCT</p>	<p>3 Phase power supply</p> <p>11kW 14kW 16kW</p> <p>Hydraulic unit WSYK160DC9</p>  <p>Outdoor unit WOYK112LCT WOYK140LCT WOYK160LCT</p>
--	---

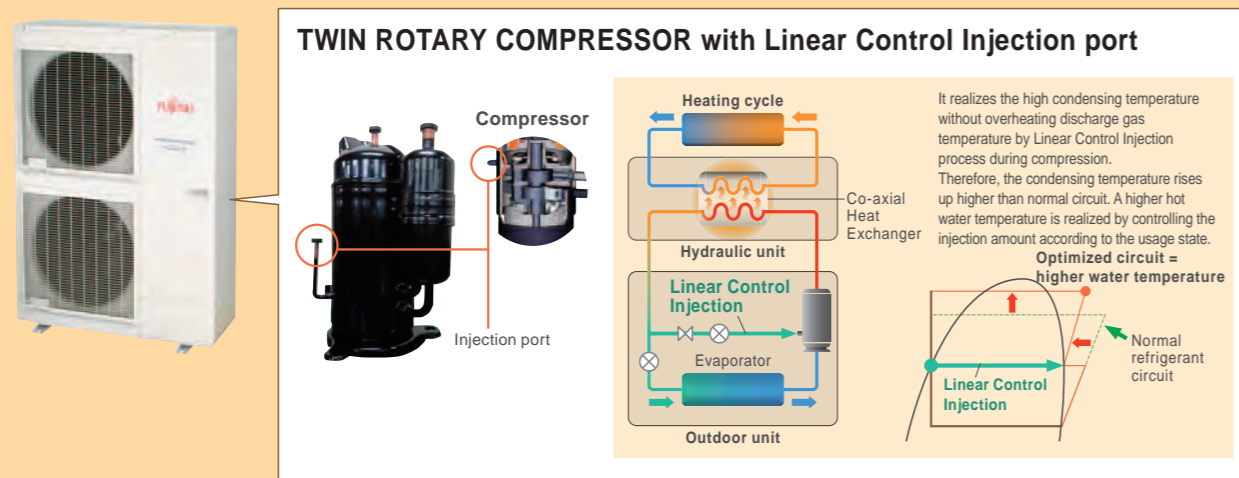


High power models realizes high heating capacity and high efficiency by newly developed "Linear Control Injection Technology" and "Co-axial Heat Exchanger". These properties are the key for a reliable heating operation throughout the whole year-even in a strong winter.



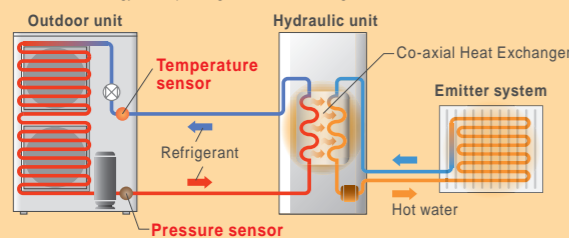
\*:Check the validity of label at [www.ehpa.org/QL](http://www.ehpa.org/QL)

## High Power & High Efficiency Outdoor unit technology

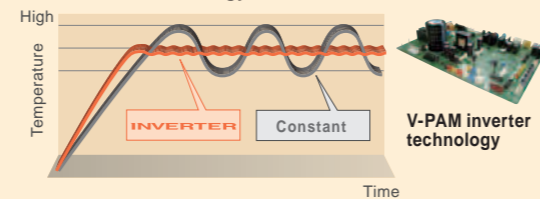


**Optimization of refrigerant cycle operation**

High power model realizes high performance and high efficiency by adopting twin sensors and control technology corresponding to hot water heating.



**Accurate temperature control by DC inverter technology**



## Renewed Hydraulic unit design

The redesigned coaxial compact heat exchanger and the new High efficiency pump lead to excellent energy values.



New designed Hydraulic unit allows significant space saving.



# High Power series

## Powerful Heating

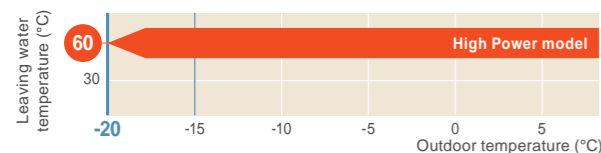
High power models realize high leaving water temperature and high heating capacity even at low ambient temperature by newly developed "Linear Control Injection Technology". It is possible to provide high water temperature and warm rooms in cold regions.

### HIGH LEAVING WATER TEMPERATURE

High leaving water temperature 60°C kept down to -20°C outdoor temperature without using backup heater.



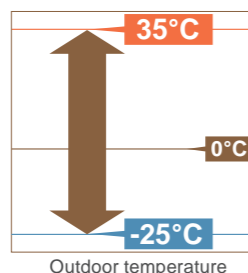
No backup heater\*



\* If you want to raise the hot water supply temperature, backup heater can be used for the auxiliary operation.

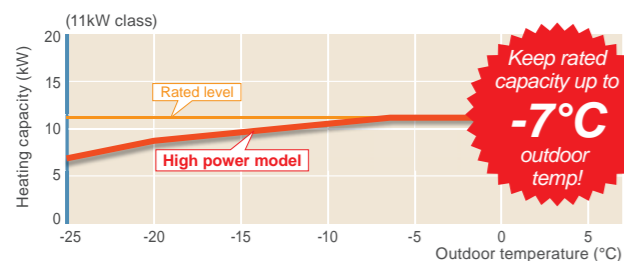
### EXTENDED OPERATION RANGE DOWN TO -25°C

Improved operation range down to -25°C outdoor temperature



### STRONG & POWERFUL HEATING CAPACITY

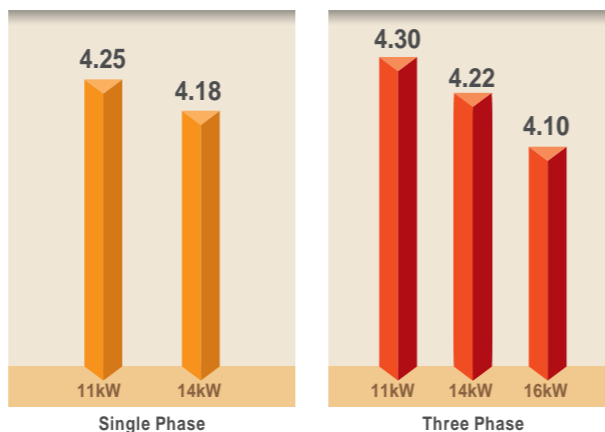
Keeping the rated heating capacity up to -7°C outdoor temperature



## High Efficiency

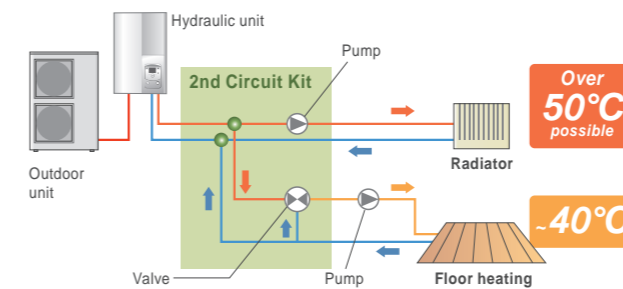
Energy efficiency is improved by the linear Control Injection Technology and the optimization of refrigerant cycle control. High power model realizes high performance and high efficiency by adopting twin sensors and control technology corresponding to hot water heating.

### HIGH COP



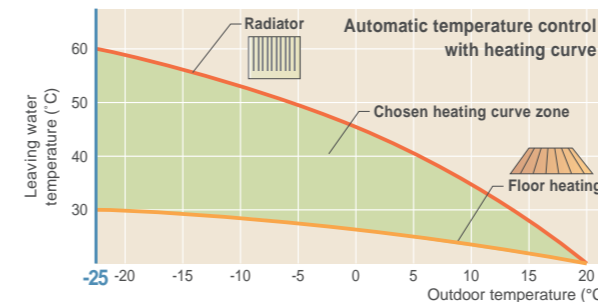
## Intelligent Control

### 2 ZONE INDIVIDUAL CONTROL\*



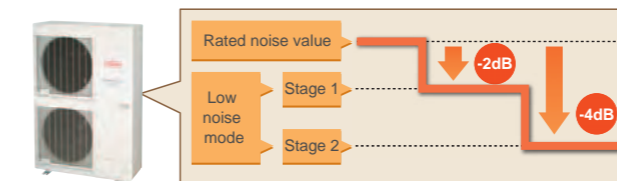
### AUTOMATIC HEATING CURVE CONTROL

Automatic temperature regulation in accordance with heating curve (Depends on heating terminal and outdoor temperature)



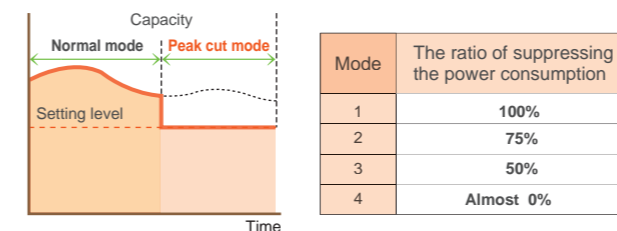
### 2 STAGE LOW NOISE MODE\*

Outdoor unit can be switched to silent mode, depending on the installation environment.



### PEAK CUT FUNCTION\*

This function performs operation by setting a peak current value and reducing the power consumption.



### AND MORE

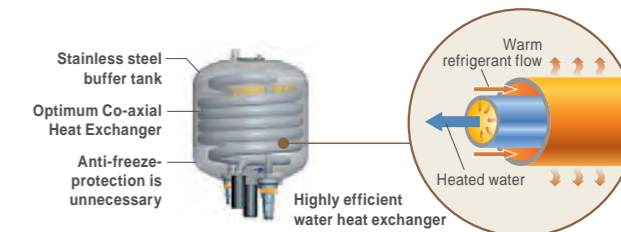
- Cooling operation is possible\*
- Anti-Legionella function
- Additional electric heater control for backup
- Cascade connection is possible.
- Web server can be connected.\*

\*Optional parts are required.

## High Reliability

### HIGH DURABILITY

- Corrosion protected
- No flow switch and no filter necessary

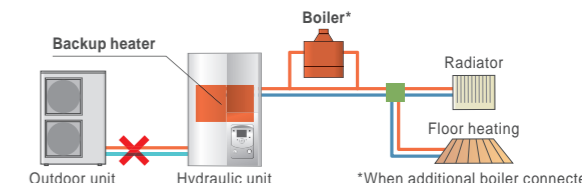


### EASY INSTALLATION & MAINTENANCE

- All hydraulic safety & controlling components built in, no additional selection required
- Lifting bars for an installation without any difficulty or risk
- Easy access for maintenance operations
- Refrigerant pump down operation

### EMERGENCY OPERATION

System can continuously supply hot water by built in back up heater or boiler, as emergency, even if an error is occurred.





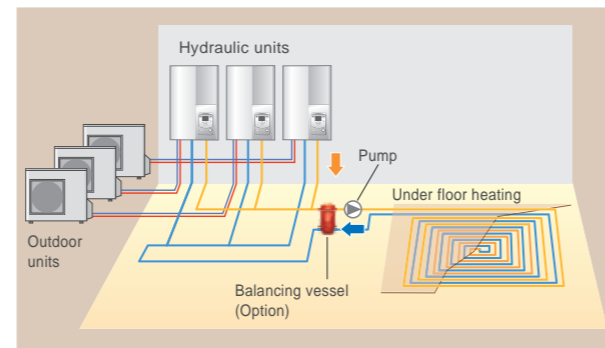
# Comfort series

5kW	6kW	8kW	10kW
Hydraulic unit WSYA050DD6 WSYA100DD6		Hydraulic unit WSYA100DD6	
			
Outdoor unit WOYA060LDC WOYA080LDC		Outdoor unit WOYA100LDT	
			

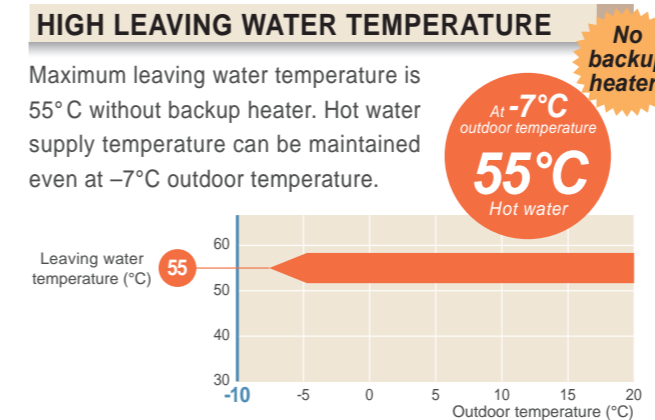
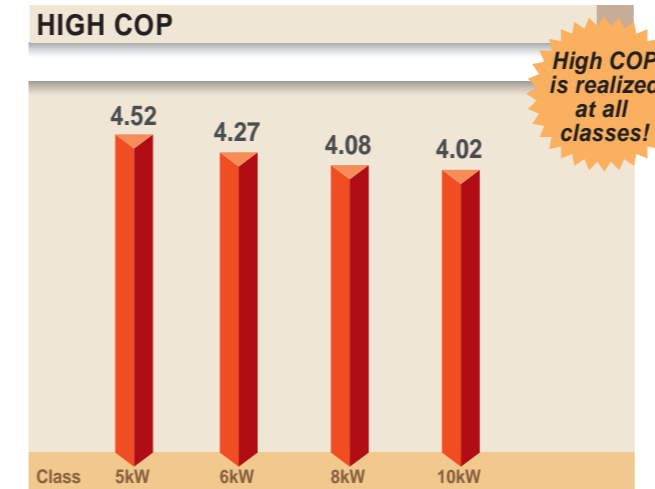
For Comfort series, optimized flow temperature control is realized by DC inverter technology.

### Cascade connection (10kW model)


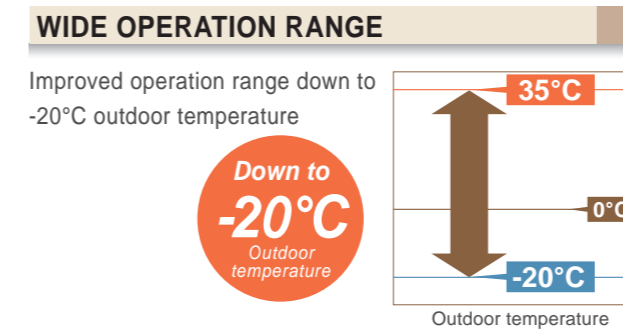
Large capacities can be realized by combining up to three systems into one control circuit.



## High Efficiency & Comfort

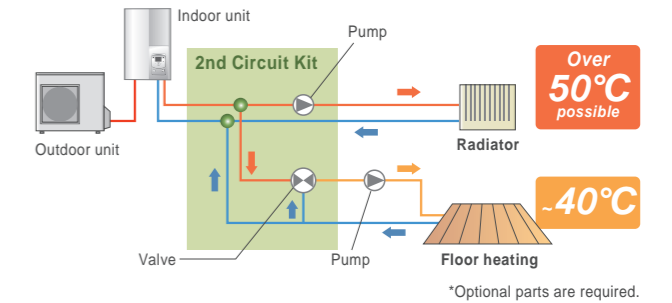


\* If you want to raise the hot water supply temperature, backup heater can be used for the auxiliary operation.



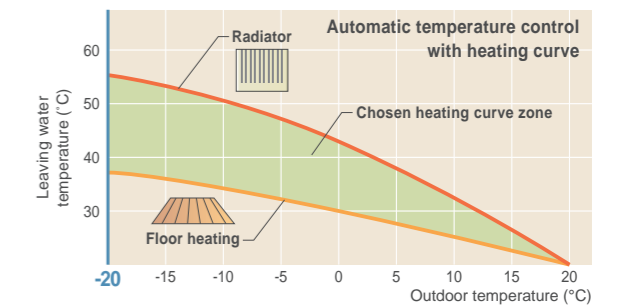
## Intelligent Control

### 2 ZONE INDIVIDUAL CONTROL\*



### AUTOMATIC HEATING CURVE CONTROL

Automatic temperature regulation in accordance with heating curve (Depends on heating terminal and outdoor temperature)



### AND MORE

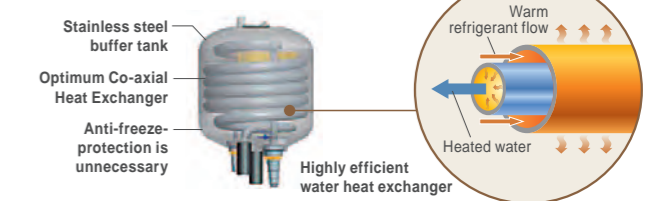
- Cooling operation is possible.\*
- Anti-Legionella function
- Possible to docking the boiler (Field supplied)

\*Optional parts are required.

## High Reliability

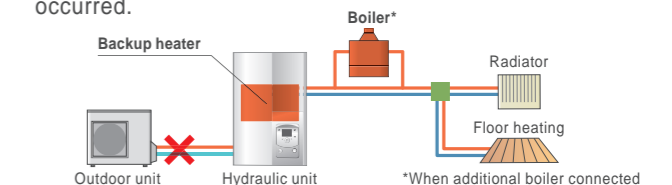
### HIGH DURABILITY

- Corrosion protected
- No flow switch and no filter necessary



### EMERGENCY OPERATION

System can continuously supply hot water by built in back up heater or boiler, as emergency, even if an error is occurred.



## High Efficiency Technology

### DC FAN MOTOR

High performance, high efficiency small DC fan motor mounted.



### HIGH EFFICIENT CO-AXIAL HEAT EXCHANGER

Double-pipe water heat exchanger with built-in tank



### DC TWIN ROTARY COMPRESSOR

High efficient DC twin rotary compressor



### DC INVERTER

Smooth water temperature control realized by DC inverter control.

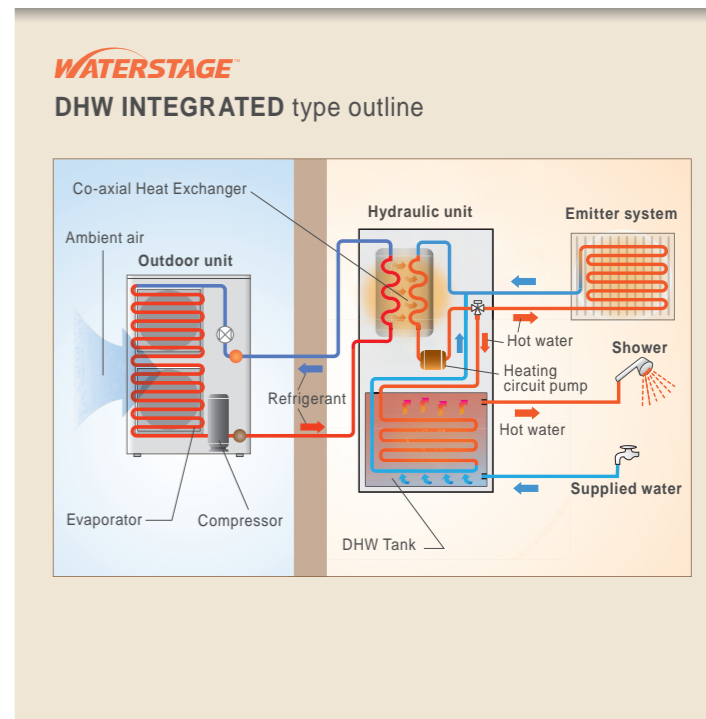




# High Power series



Split DHW integrated type realizes significant space saving because of the integrated DHW tank. Quick hot water supply is possible due to built-in high performance DHW tank. Heating and domestic hot water supply can be selected inside the intelligent controller. High Power models realize very efficient large heating capacities by newly developed "Linear Control Injection Technology" and "Co-axial heat Exchanger".



## High Power & High Efficiency Outdoor unit technology

**TWIN ROTARY COMPRESSOR with Linear Control Injection port**

It realizes the high condensing temperature without overheating discharge gas temperature by Linear Control Injection process during compression. Therefore, the condensing temperature rises up higher than normal circuit. A higher hot water temperature is realized by controlling the injection amount according to the usage state. **Optimized circuit = higher water temperature**

**Linear Control Injection**

**Optimization of refrigerant cycle operation**  
High power model realizes high performance and high efficiency by adopting twin sensors and control technology corresponding to hot water heating.

**Accurate temperature control by DC inverter technology**

**V-PAM inverter technology**

## Compact Hydraulic unit design with DHW Tank

- HIGH EFFICIENT CO-AXIAL HEAT EXCHANGER**
- HIGH EFFICIENCY CLASS A PUMP**  
Rank A  
Energy saving pump with constant volume or pressure adjustment function.
- HIGH PERFORMANCE DHW TANK 190L**  
- DHW Production with coil heat exchanger to optimise the DHW performance  
- Quick temperature rise due to a big exchanger surface

Stylish space saving solution with built-in DHW tank

Installation space area about **50%** reduction

Dimensions: 1,840 mm (height), 648 mm (width), 698 mm (depth)

# High Power series

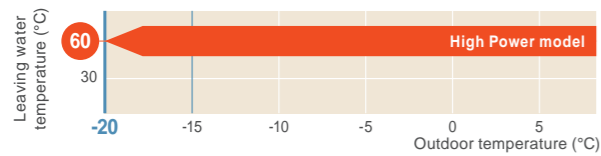
## Powerful Heating

High power models realize high leaving water temperature and high heating capacity even at low ambient temperature by newly developed "Linear Control Injection Technology". It is possible to provide high water temperature and warm rooms in cold regions.

**HIGH LEAVING WATER TEMPERATURE** *No backup heater\**

High leaving water temperature 60°C kept down to -20°C outdoor temperature without using backup heater.

At -20°C outdoor temperature  
**60°C** Hot water



\*If you want to raise the hot water supply temperature, backup heater can be used for the auxiliary operation.

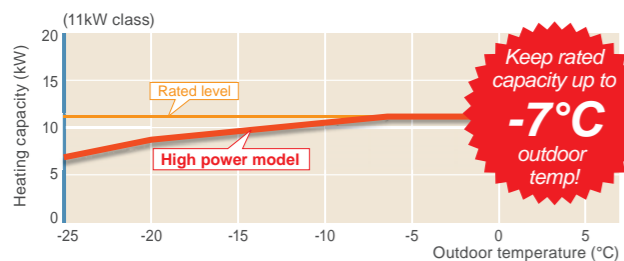
### EXTENDED OPERATION RANGE DOWN TO -25°C

Improved operation range down to -25°C outdoor temperature



### STRONG & POWERFUL HEATING CAPACITY

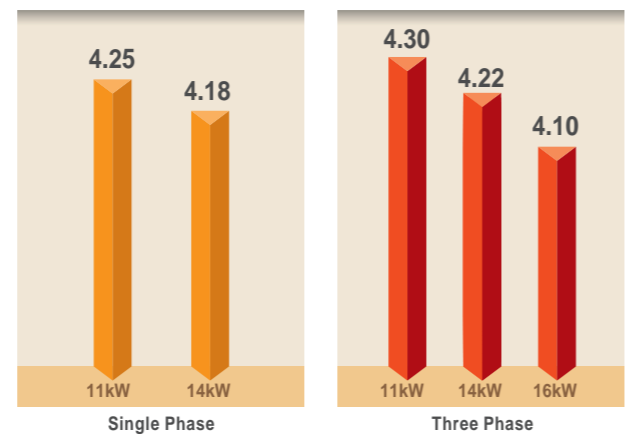
Keeping the rated heating capacity up to -7°C outdoor temperature



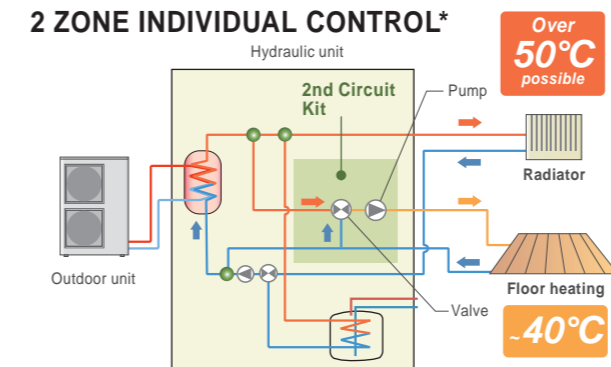
## High Efficiency

Energy efficiency is improved by the linear Control Injection Technology and the optimization of refrigerant cycle control. High power model realizes high performance and high efficiency by adopting twin sensors and control technology corresponding to hot water heating.

### HIGH COP

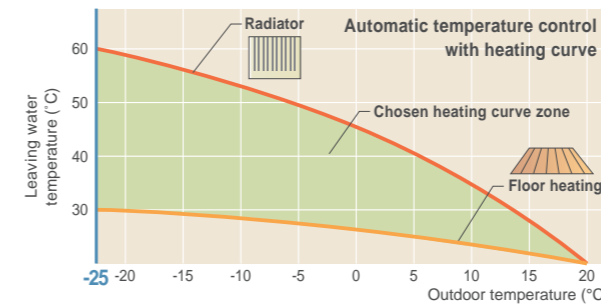


## Intelligent Control



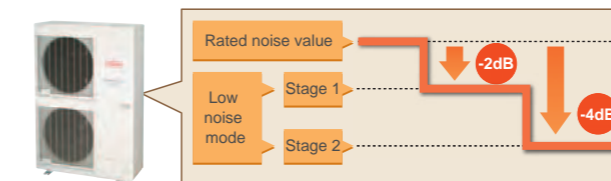
### AUTOMATIC HEATING CURVE CONTROL

Automatic temperature regulation in accordance with heating curve (Depends on heating terminal and outdoor temperature)



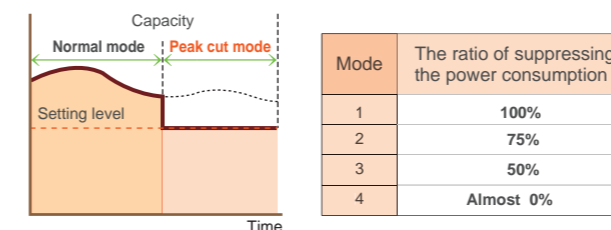
### 2 STAGE LOW NOISE MODE\*

Outdoor unit can be switched to silent mode, depending on the installation environment.



### PEAK CUT FUNCTION\*

This function performs operation by setting a peak current value and reducing the power consumption.



### AND MORE

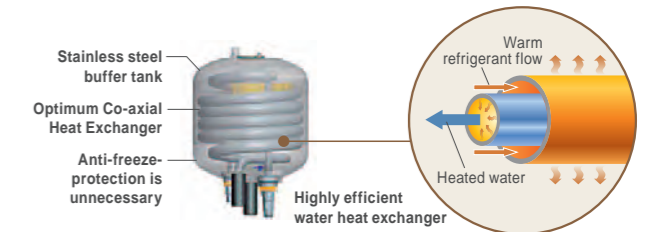
- Cooling operation is possible\*
- Anti-Legionella function
- Additional electric heater control for backup
- Web server can be connected.\*

\*Optional parts are required.

## High Reliability

### HIGH DURABILITY

- Corrosion protected
- No flow switch and no filter necessary

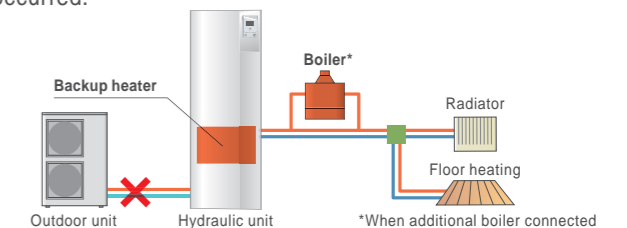


### EASY INSTALLATION & MAINTENANCE

- All hydraulic safety & controlling components built in, no additional selection required
- Easy access for maintenance operations
- Refrigerant pump down operation

### EMERGENCY OPERATION

System can continuously supply hot water by built in backup heater or boiler, as emergency, even if an error is occurred.

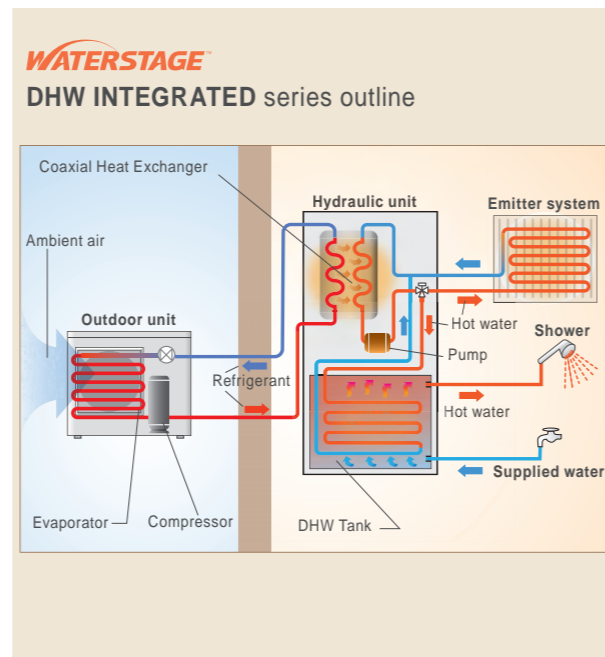




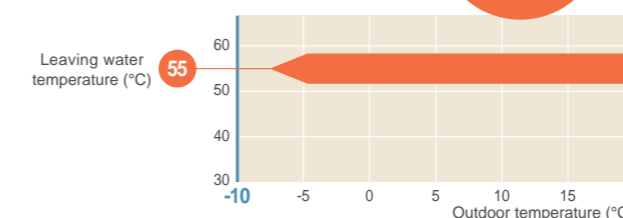
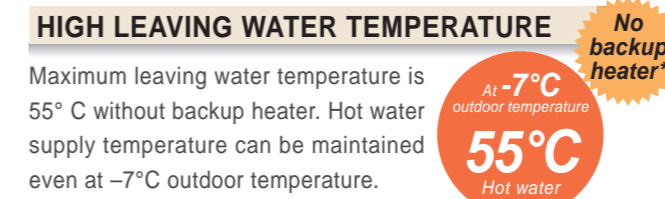
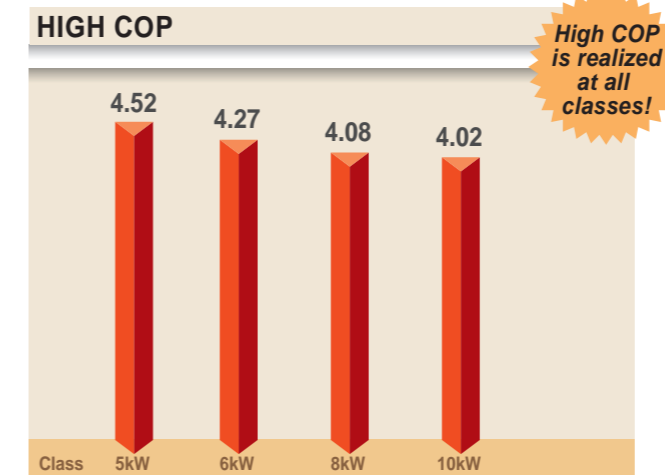
# Comfort series

5kW	6kW	8kW	10kW
Hydraulic unit WGYA050DD6 WGYA100DD6		Hydraulic unit WGYA100DD6	
Outdoor unit WOYA060LDC WOYA080LDC		Outdoor unit WOYA100LDT	

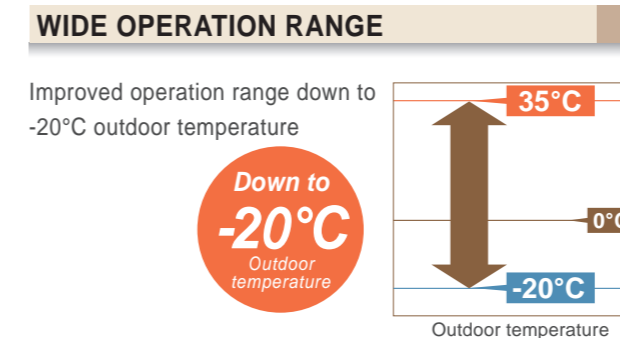
For Comfort series, optimized flow temperature control is realized by DC inverter technology.



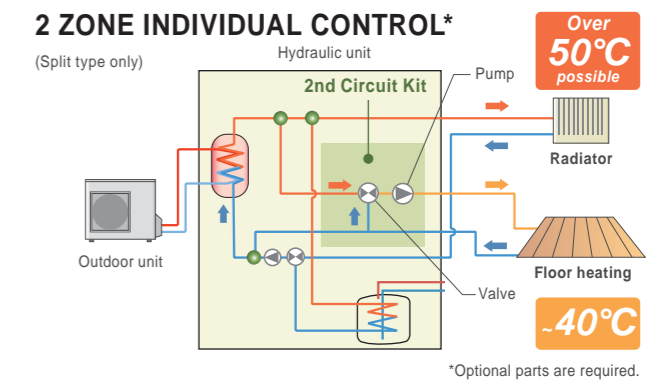
## High Efficiency & Comfort



\* If you want to raise the hot water supply temperature, backup heater can be used for the auxiliary operation.

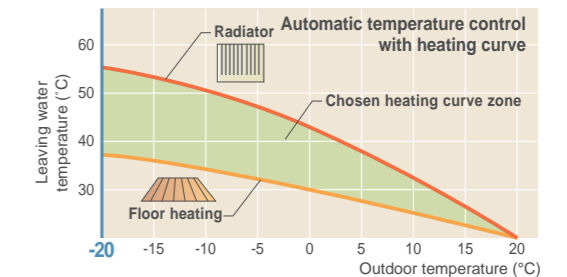


## Intelligent Control



### AUTOMATIC HEATING CURVE CONTROL

Automatic temperature regulation in accordance with heating curve (Depends on heating terminal and outdoor temperature)



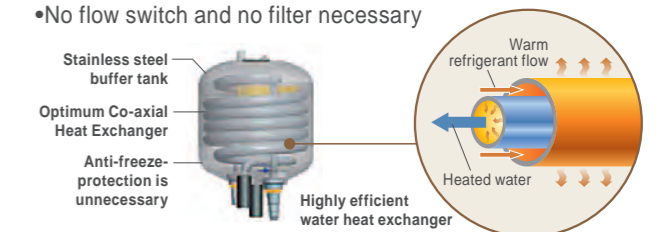
### AND MORE

- Cooling operation is possible.\*
  - Anti-Legionella function
  - Possible to docking the boiler (Field supplied)
- \*Optional parts are required.

## High Reliability

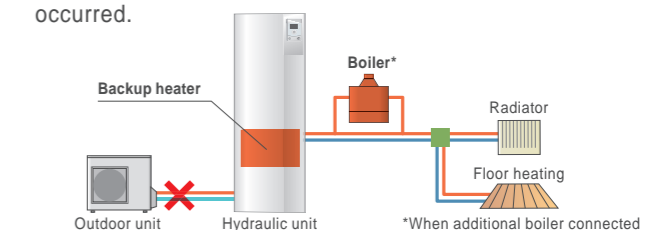
### HIGH DURABILITY

- Corrosion protected
- No flow switch and no filter necessary



### EMERGENCY OPERATION

System can continuously supply hot water by built in back up heater or boiler, as emergency, even if an error is occurred.



## High Efficiency Technology

### DC FAN MOTOR

High performance, high efficiency small DC fan motor mounted.



### DC TWIN ROTARY COMPRESSOR

High efficient DC twin rotary compressor



### DC INVERTER

Smooth water temperature control realized by DC inverter control.



### HIGH EFFICIENT CO-AXIAL HEAT EXCHANGER



### HIGH EFFICIENCY CLASS A PUMP



Energy saving pump with constant volume or pressure adjustment function.

### HIGH PERFORMANCE DHW TANK 190L



High heat-insulated structure minimizes the heat loss.

# Compact series



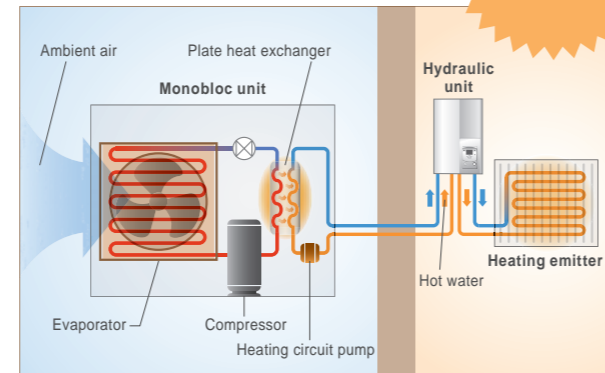
## All-in-One Model

Compact designed heat pump. Refrigerant pipe work is unnecessary. Only hydraulic connecting work is to be done. Circulation pump, safety valve and automatic vent valve are included. Easy installation and maintenance is feasible.



**Easy installation & maintenance!**

**WATERSTAGE** outline (Monobloc type)



## Compact & High Performance

### HIGH COP

High COP is realized by using a DC twin rotary compressor, inverter technology, and high efficient water heat exchanger.

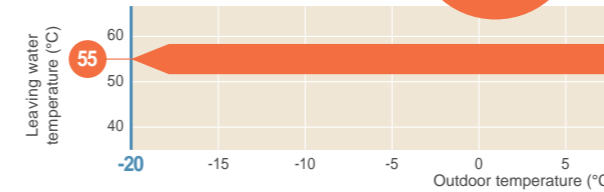


\*Condition : Outdoor Temp. 7°C Heating Temp. 35°C.

### HIGH LEAVING WATER TEMPERATURE


High leaving water temperature of 55°C keeps to -20°C outdoor temperature without additional heater.

**No backup heater**  
At -20°C outdoor temperature  
**55°C** Hot water



### COMPACT & LIGHT WEIGHT DESIGN

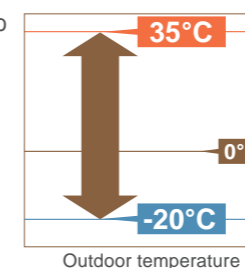
5kW model



### WIDE OPERATION RANGE

Improved operation range down to -20°C outdoor temperature

**Down to -20°C** Outdoor temperature



## Intelligent Control

### HYDRAULIC UNIT CAN BE CONNECTED



### FEATURES OF THE HYDRAULIC UNIT

- The compact Indoor unit provides two electrical back up heater, each with 3kW capacity
- 12 L expansion vessel included
- No waste of space. DHW Kit installation inside the hydraulic unit possible.
- New generation controller. Connection by Modbus protocol possible.
- Unit ready prepared for installing a heat meter.

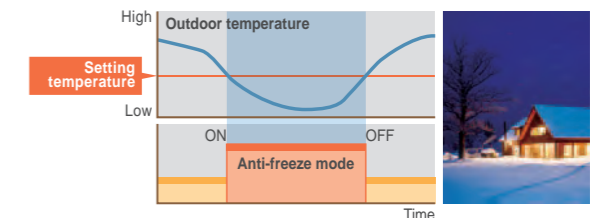
### AND MORE

- Cooling operation is possible.
- Anti-Legionella function
- Possible to docking the boiler (Field supplied)
- Modbus device connectable port available (only for Hydraulic unit)

## High Reliability

### ANTI-FREEZE FUNCTION

Water circulation and compressor can be automatically performed at low outdoor temperature. Freezing of circulated water can be prevented.



### EASY INSTALLATION & MAINTENANCE

- No installation of refrigerant circuit connections.
- Easy access for maintenance operations

### AND MORE

- Additional base heater (option) can be connected to prevent from freezing.

## High Efficiency Technology

### DC INVERTER

Smooth water temperature control realized by DC inverter control.




### HIGH EFFICIENT PLATE HEAT EXCHANGER

Very compact size achieved by a thin high-efficiency heat exchanger



### DC FAN MOTOR

High performance, high efficiency small DC fan motor mounted.



### DC TWIN ROTARY COMPRESSOR

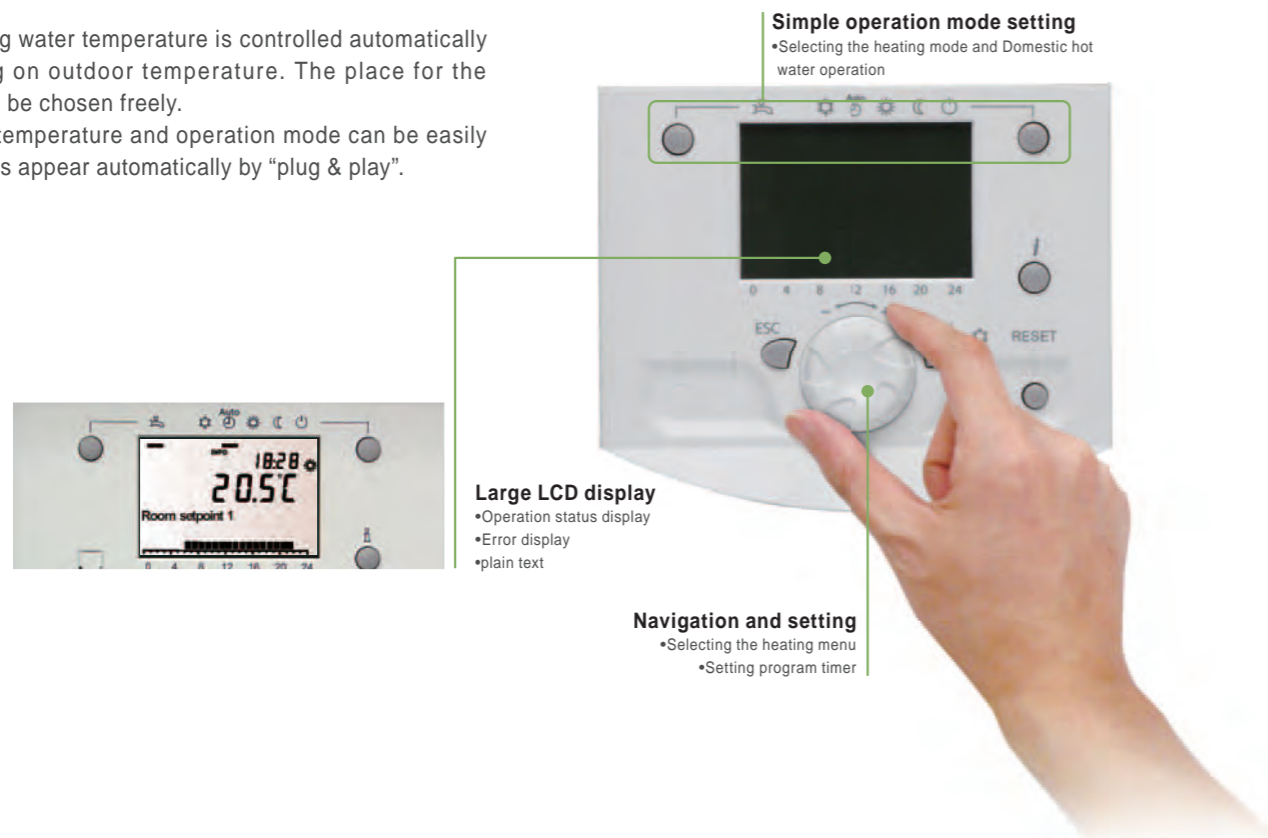
High efficient DC twin rotary compressor





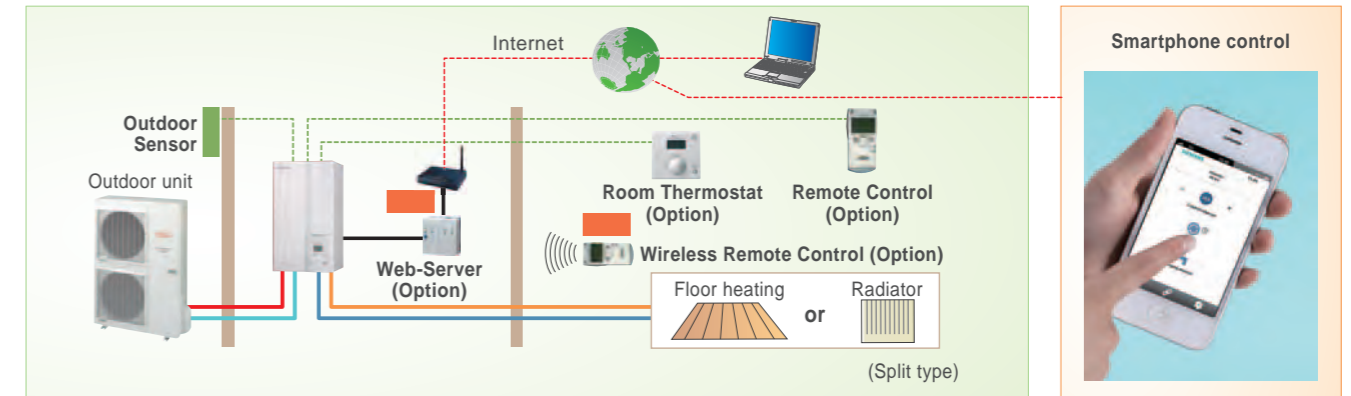
# Smart & Comfort Control

The heating water temperature is controlled automatically depending on outdoor temperature. The place for the sensor can be chosen freely. The room temperature and operation mode can be easily set. Options appear automatically by "plug & play".



# REMOTE CONTROL - EXTENSION

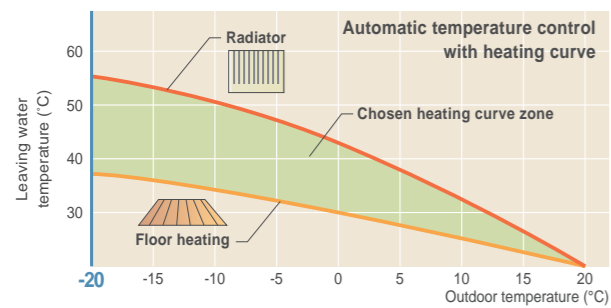
Various remote controls are available on your hand. Remote control is also available via Web. All kinds of life styles are supported.



# Comfort Control

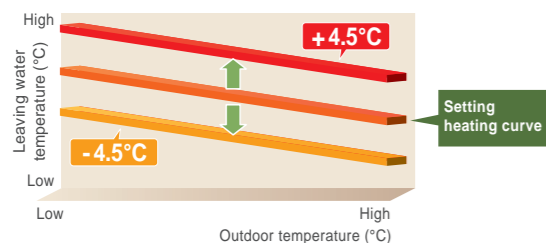
## Automatic heating curve operation

Automatic heating curve control based on outdoor temp and setting room temperature.



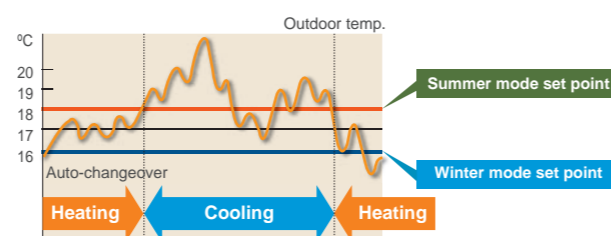
## Heating curve off-set Adjust setting room temp.

This can be fine adjusted when too warm or too cold.



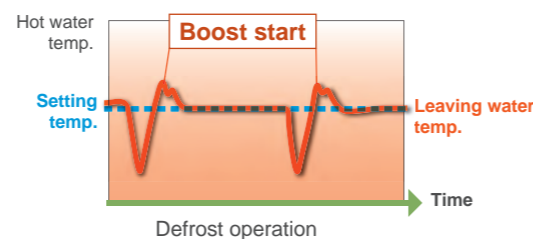
## Auto-changeover

If the cooling operation function is set, the system can automatically switch to cooling or heating, depending on the outdoor temperature to provide all-season comfortable air conditioning.



## Quick recovery from defrost operation

Maintaining the room temperature during defrost operation by boost start operation



# Energy Saving

## Programmable timer

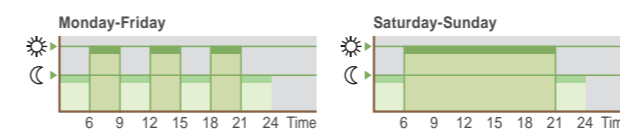
- The setting of timer operation can easily be adjusted.
- Changing the heating mode linked with time is possible.

### Heating mode

- Auto Automatic mode**: Comfort/Reduce mode switching automatically according to outdoor temperature
- Comfort mode**: Constant comfort temperature
- Reduce mode**: Constant reduce temperature
- Protection mode**: Stand-by mode with anti-frost protection

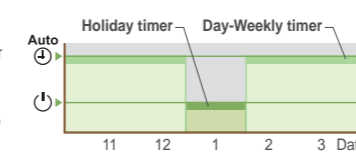
## Day-Weekly timer setting

- The day-weekly timer can be set up for up to 3 times per day.
- Allows separate settings for each day of the week.



## Holiday timer setting

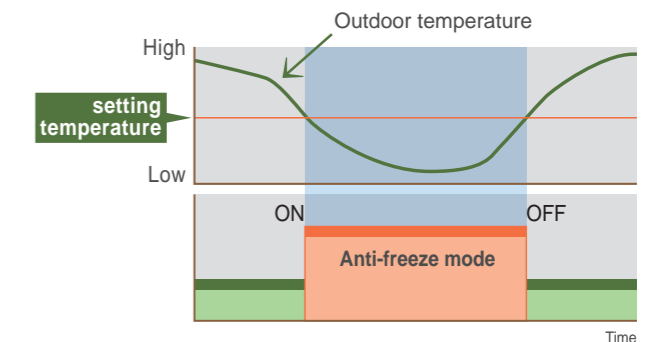
- The holiday timer can be set up for up to 8 periods
- If you are absent for a long time in the winter, freezing of room can be prevented.



# Safety Function

## Anti-freeze function

Water circulation and compressor can be automatically performed at low outdoor temperature. Freezing of circulated water can be prevented.



## Anti-legionella function

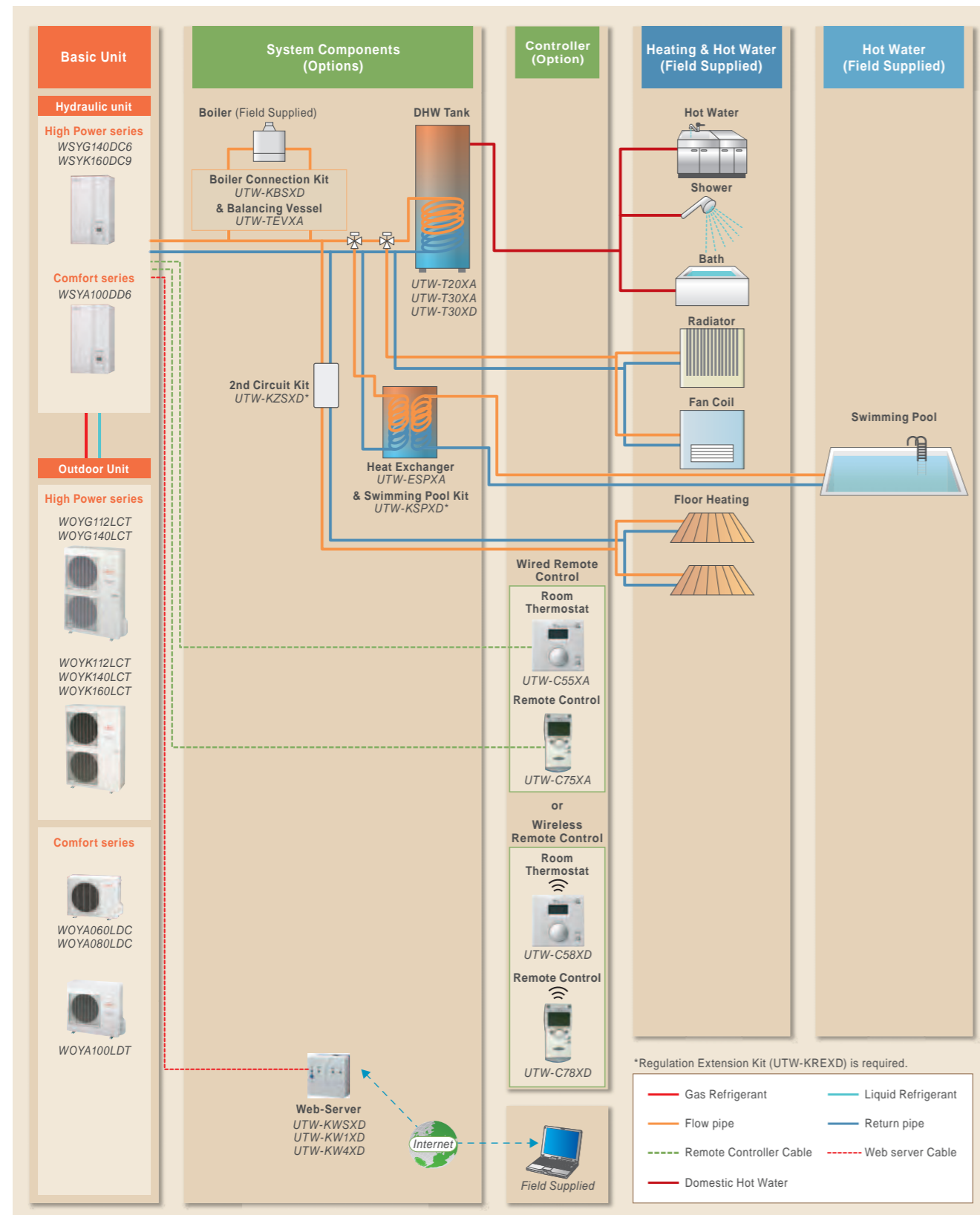
The growth of Legionella in DHW tank is suppressed and safe and clean hot water is supplied at all times.



# Total solution concept for comfort inside your home

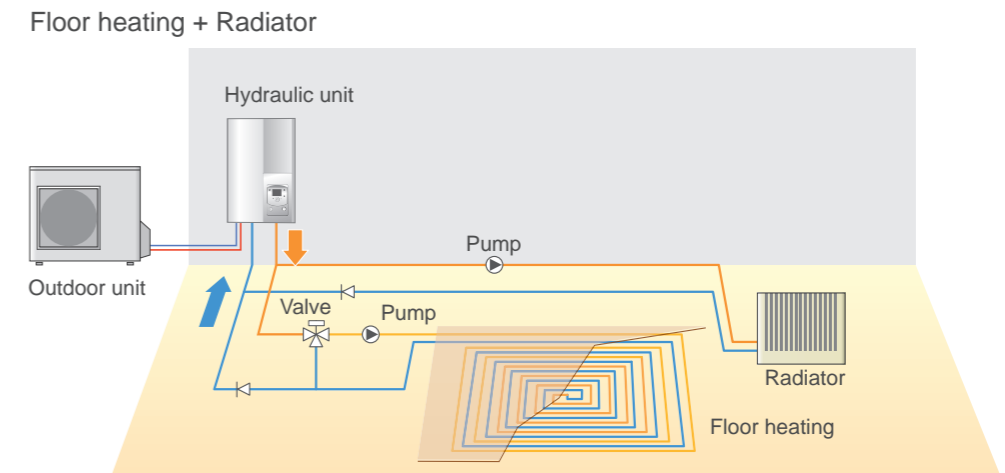
SPLIT TYPE

## System configuration

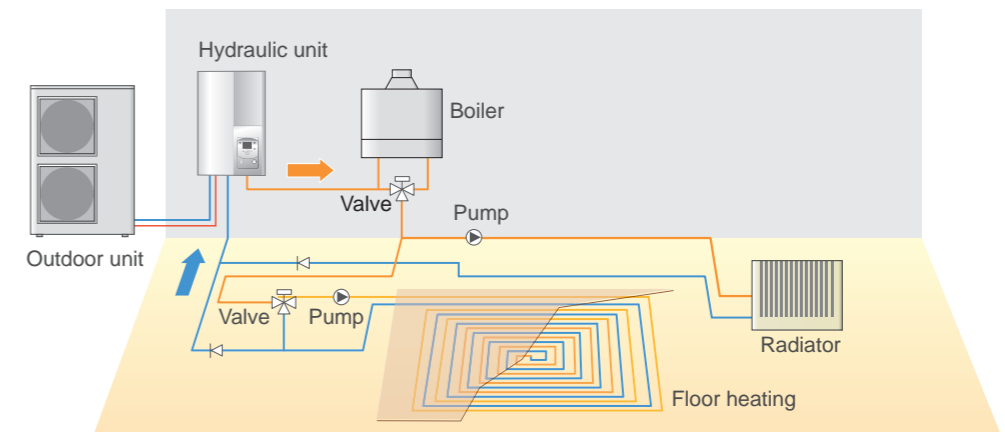


## Split Case studies

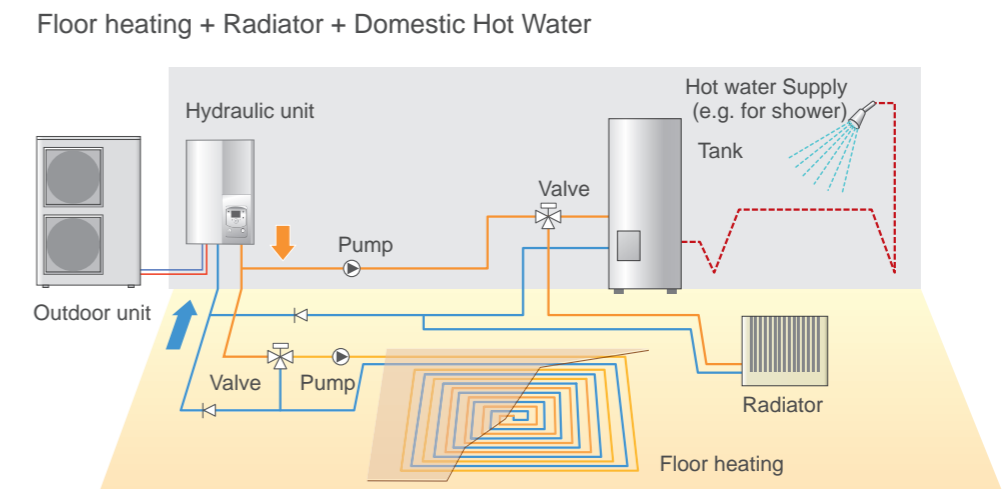
### 2 emitter simultaneous heating (Individual control)



### Boiler connected to heating (Boiler + Heating)



### 3 types of heat distribution

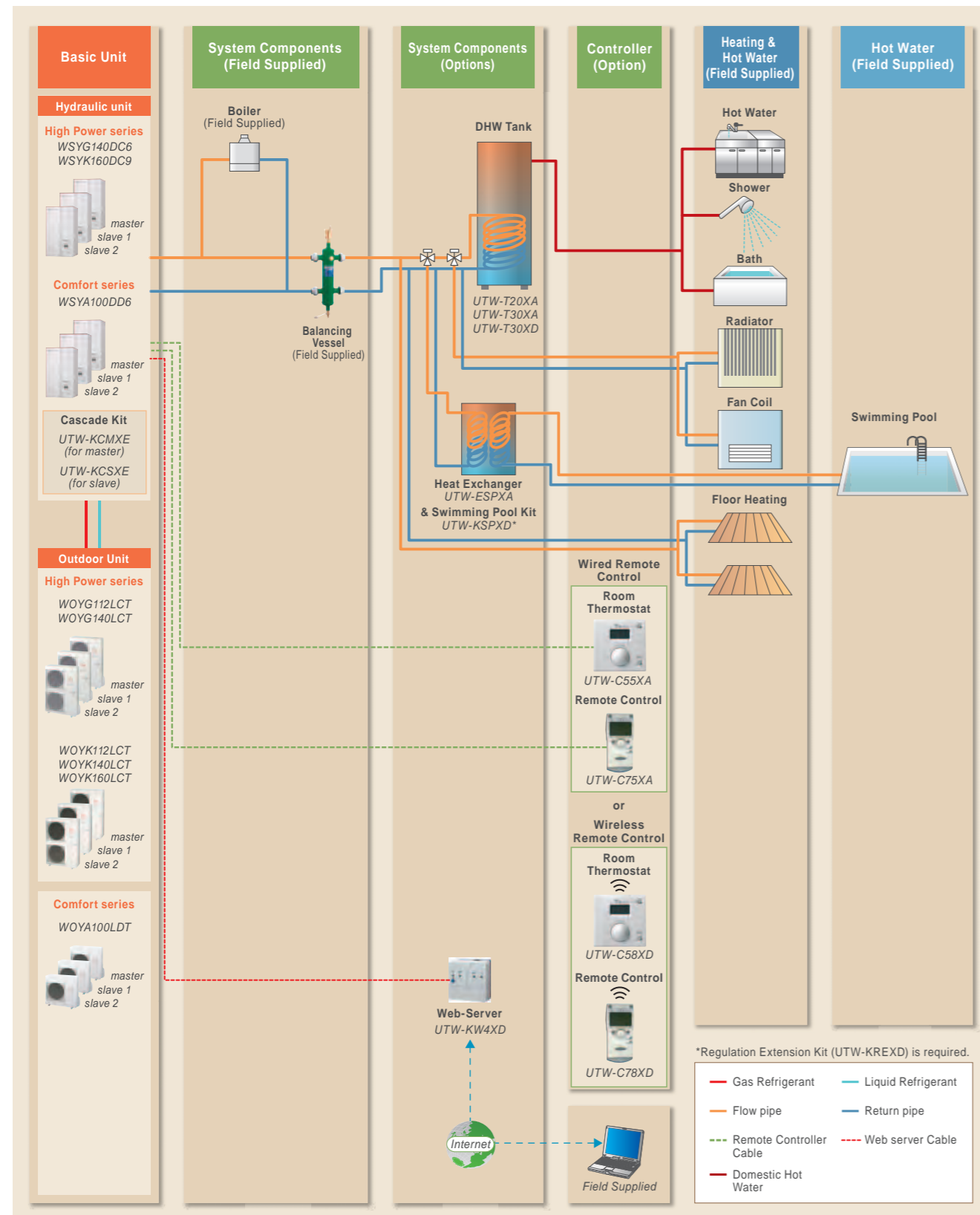




# Total solution concept for comfort inside your home

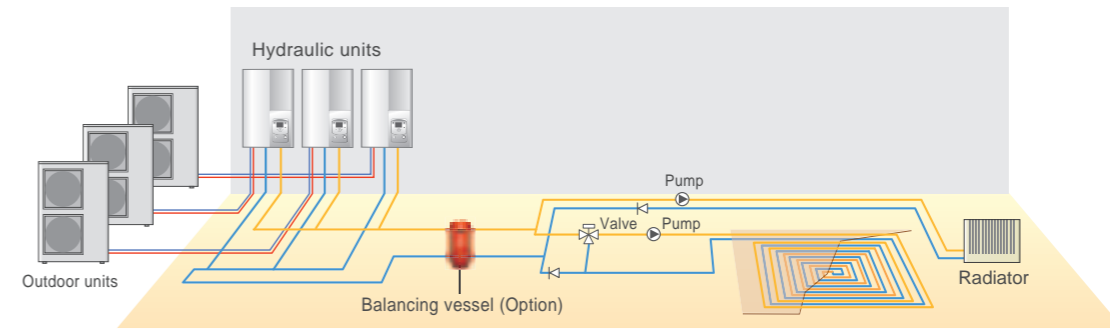
SPLIT TYPE

## Cascade System configuration

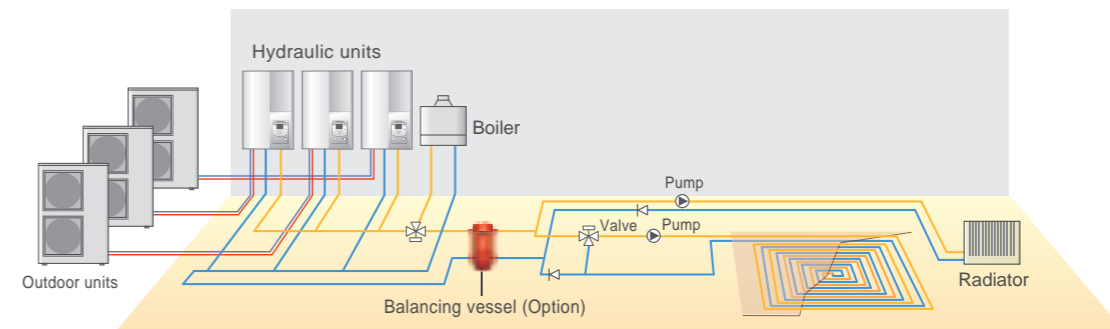


## Split Cascade System Case studies

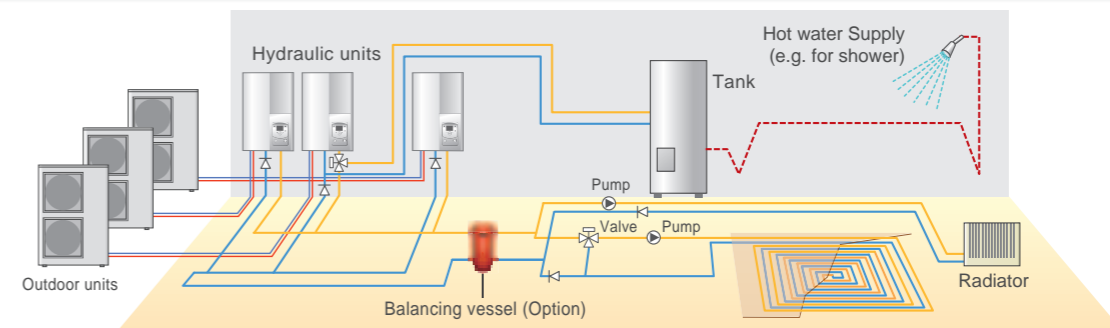
### 2 emitter simultaneous heating (Individual control)



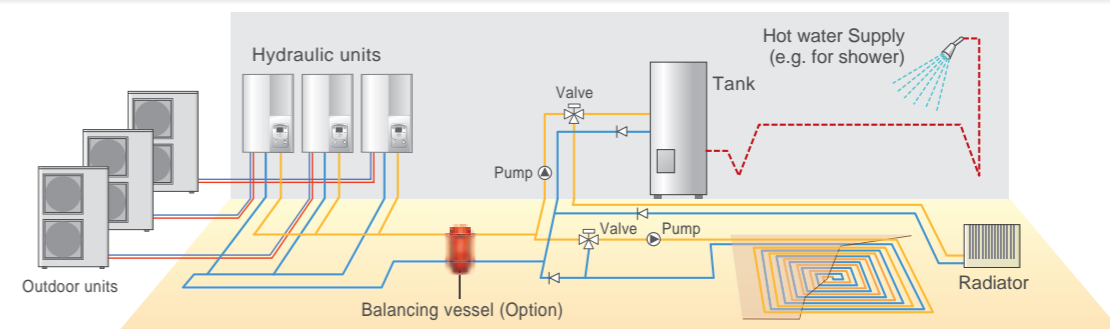
### Boiler connected to heating (Boiler + Heating)



### 2 emitter simultaneous heating & Domestic Hot Water (type A)



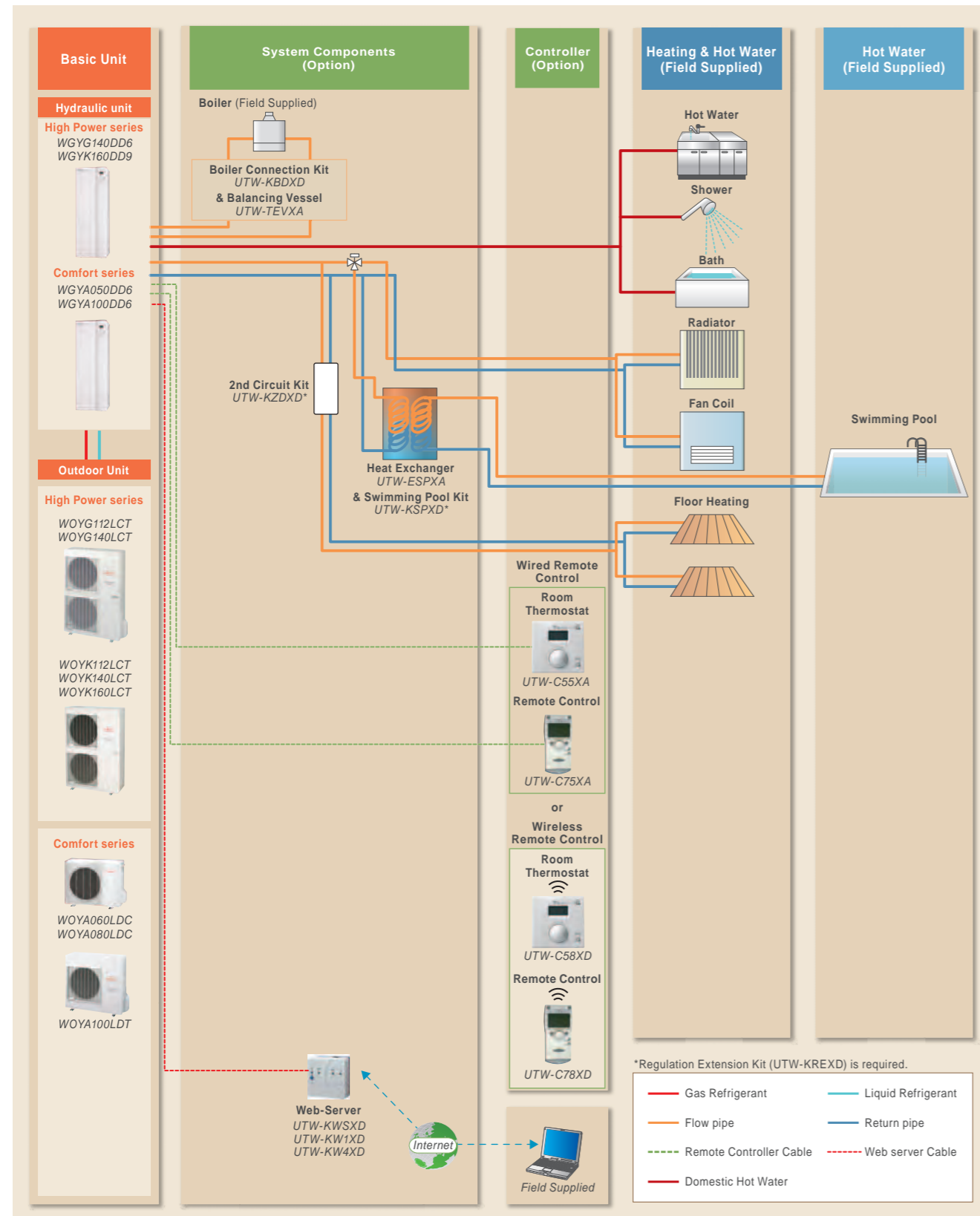
### 2 emitter simultaneous heating & Domestic Hot Water (type B)



# Total solution concept for comfort inside your home

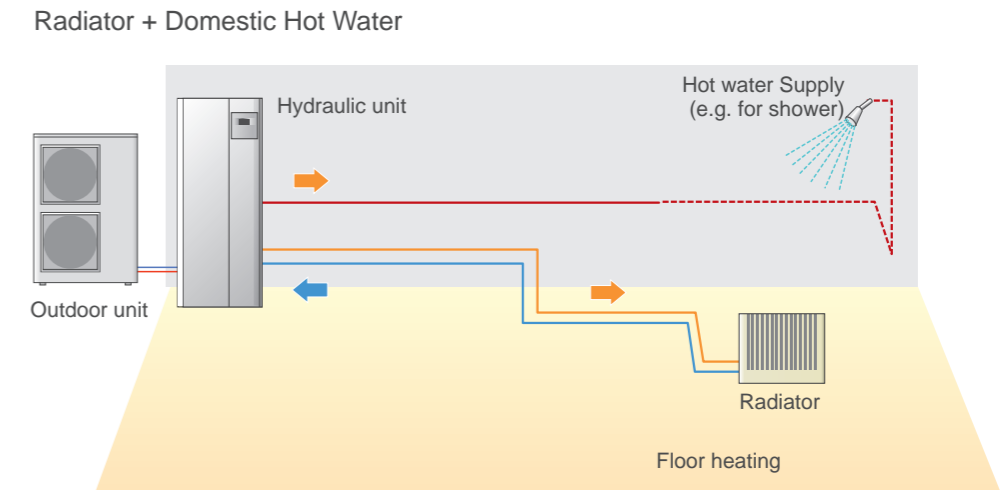
SPLIT DHW INTEGRATED TYPE

## System configuration

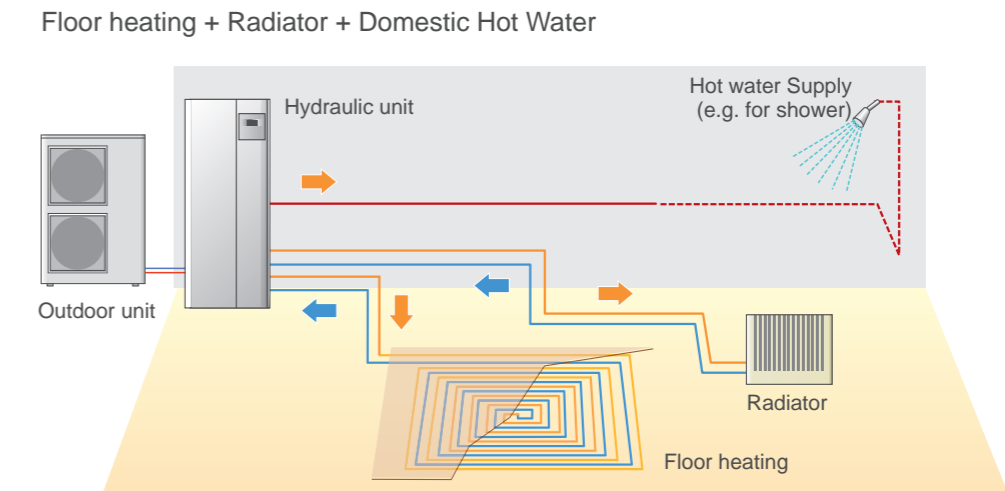


## Split DHW integrated Case studies

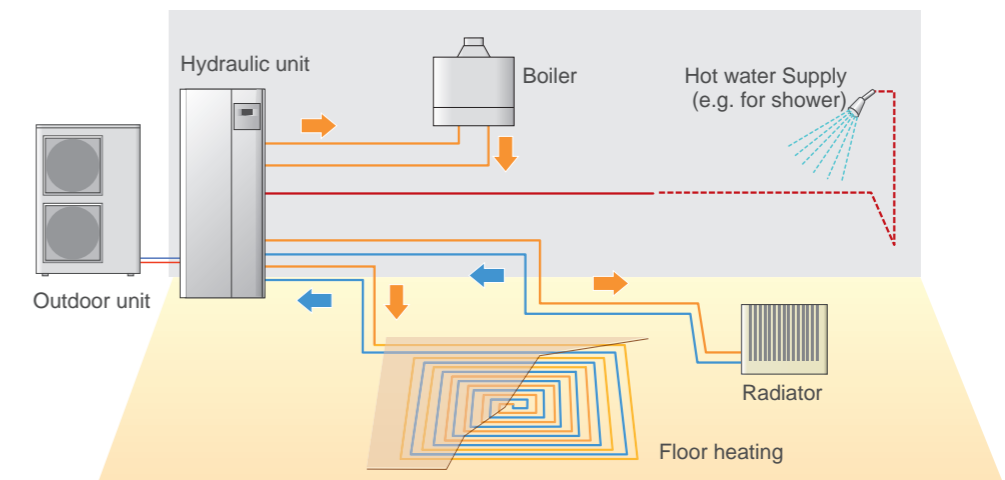
### Single heating & Domestic Hot Water



### 2 emitter simultaneous heating (Individual control) & Domestic Hot Water



### Boiler connected to heating (Boiler + Heating) & Domestic Hot Water

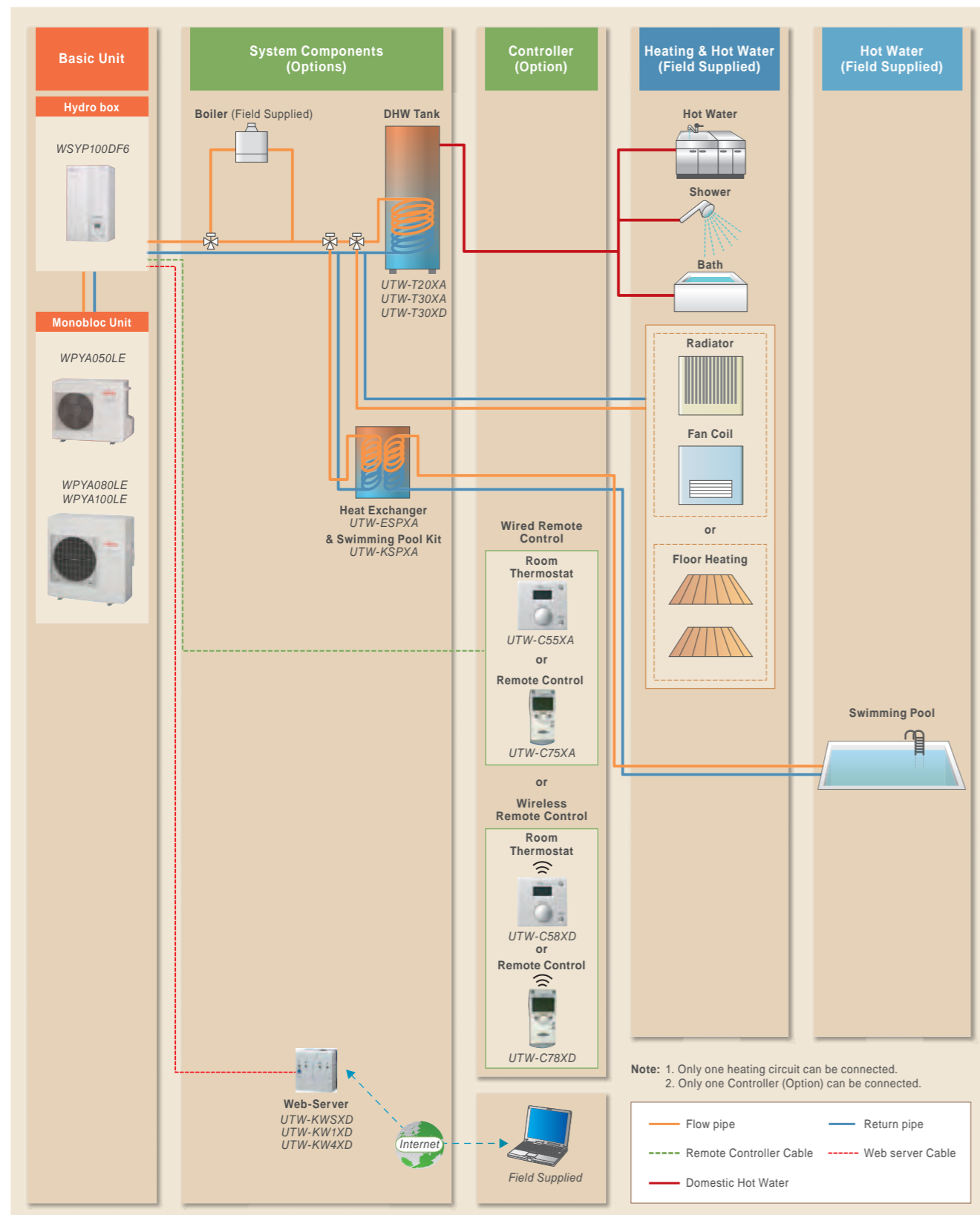




# Total solution concept for comfort inside your home

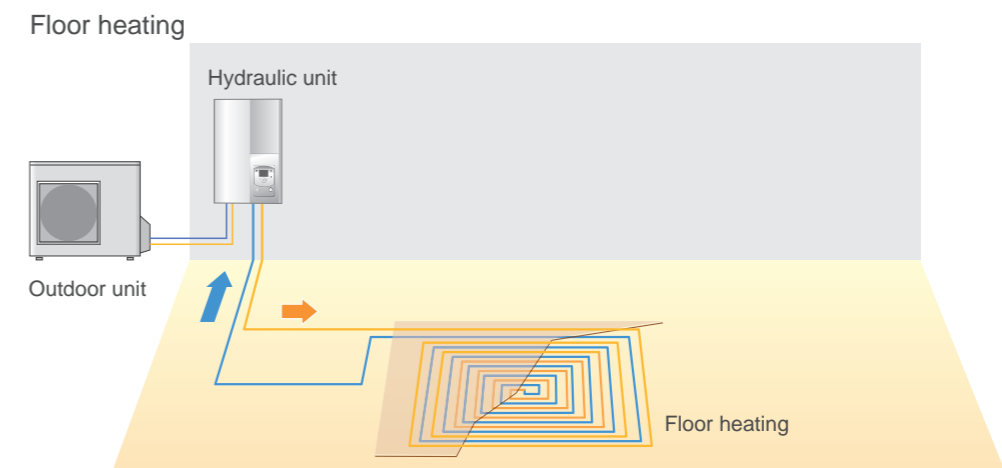
MONOBLOC TYPE WITH HYDRAULIC UNIT

## System configuration

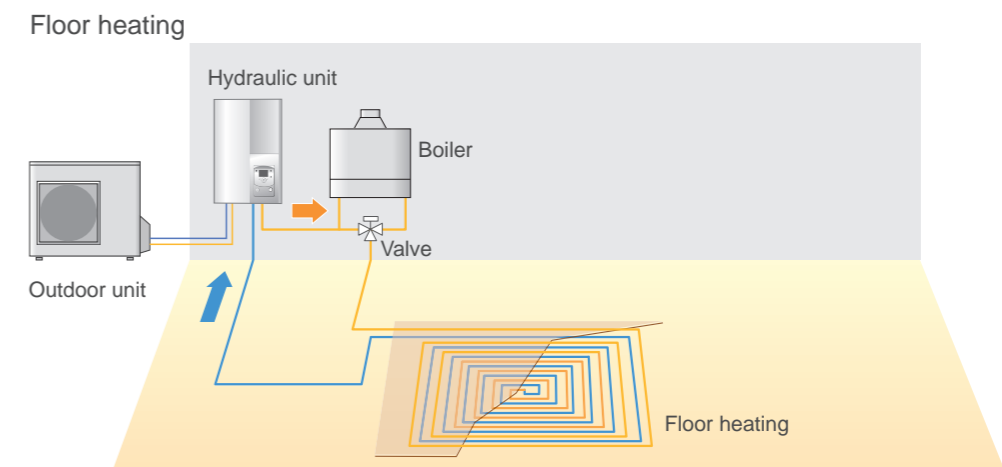


## Monobloc with hydraulic unit Case studies

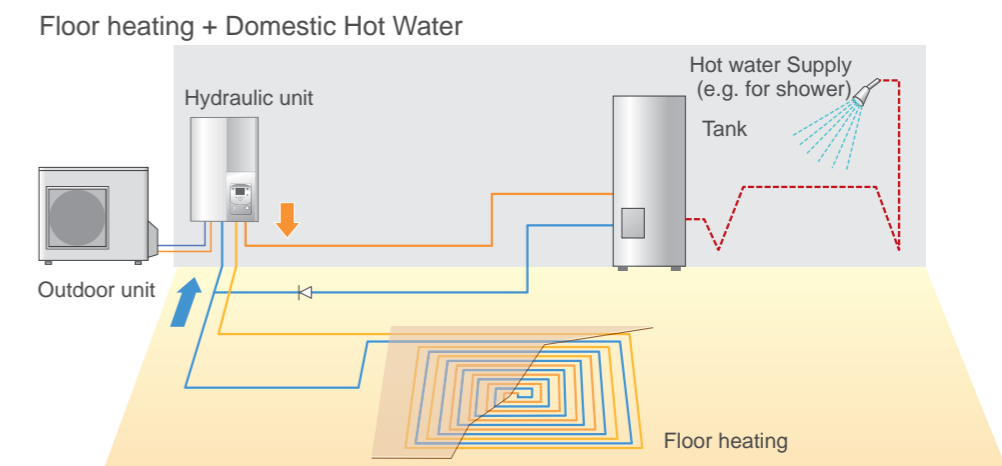
### Single heating system



### Boiler connected to heating (Boiler + Heating)



### 2 types of heat distribution



# Optional Parts Compatibility

Product Name	Model Name	Split										Monobloc			Split DHW integrated type															
		High Power					Comfort					Compact			High Power					Comfort										
		1Ø		3Ø			1Ø			1Ø			1Ø		3Ø			1Ø			1Ø		3Ø			1Ø				
		11	14	11	14	16	5	6	8	10	5	8	10	11	14	11	14	16	5	6	8	10	11	14	11	14	16	5	6	8
2nd Circuit Kit	UTW-KZSX	●	●	●	●	●	●	●	●	—	—	—	—	—	—	—	—	—	—	—	—	—	—	—	—	—	—	—	—	—
	UTW-KZDX	—	—	—	—	—	—	—	—	—	—	—	●	●	●	●	●	●	●	●	●	●	●	●	●	●	●	●	●	●
Boiler Connection kit	UTW-KBSXD	●	●	●	●	●	●	●	●	—	—	—	—	—	—	—	—	—	—	—	—	—	—	—	—	—	—	—	—	
	UTW-KBDXD	—	—	—	—	—	—	—	—	—	—	—	●	●	●	●	●	●	●	●	●	●	●	●	●	●	●	●	●	●
Balancing vessel	UTW-TEVXA	●	●	●	●	●	●	●	●	●	●	●	●	●	●	●	●	●	●	●	●	●	●	●	●	●	●	●	●	●
DHW kit	UTW-KDWWF (Internal)	—	—	—	—	—	—	—	—	—	—	● <sup>*6</sup>	● <sup>*6</sup>	● <sup>*6</sup>	—	—	—	—	—	—	—	—	—	—	—	—	—	—	—	
	UTW-KDWXD (External)	●	●	●	●	●	●	●	●	—	—	—	— <sup>*1</sup>	— <sup>*1</sup>	— <sup>*1</sup>	— <sup>*1</sup>	— <sup>*1</sup>	— <sup>*1</sup>	— <sup>*1</sup>	— <sup>*1</sup>	— <sup>*1</sup>	— <sup>*1</sup>	— <sup>*1</sup>	— <sup>*1</sup>	— <sup>*1</sup>	— <sup>*1</sup>	— <sup>*1</sup>	— <sup>*1</sup>	— <sup>*1</sup>	
DHW tank	200 Liter UTW-T20XA	●	●	●	●	●	●	●	●	●	●	— <sup>*1</sup>	— <sup>*1</sup>	— <sup>*1</sup>	— <sup>*1</sup>	— <sup>*1</sup>	— <sup>*1</sup>	— <sup>*1</sup>	— <sup>*1</sup>	— <sup>*1</sup>	— <sup>*1</sup>	— <sup>*1</sup>	— <sup>*1</sup>	— <sup>*1</sup>	— <sup>*1</sup>	— <sup>*1</sup>	— <sup>*1</sup>	— <sup>*1</sup>		
	300 Liter UTW-T30XA	●	●	●	●	●	●	●	●	●	●	— <sup>*1</sup>	— <sup>*1</sup>	— <sup>*1</sup>	— <sup>*1</sup>	— <sup>*1</sup>	— <sup>*1</sup>	— <sup>*1</sup>	— <sup>*1</sup>	— <sup>*1</sup>	— <sup>*1</sup>	— <sup>*1</sup>	— <sup>*1</sup>	— <sup>*1</sup>	— <sup>*1</sup>	— <sup>*1</sup>	— <sup>*1</sup>	— <sup>*1</sup>		
Circulating pump	UTW-PHFXD	●	●	●	●	●	—	—	—	—	—	●	●	●	●	●	—	—	—	—	—	—	—	—	—	—	—	—	—	
Swimming Pool kit	UTW-KSPXA	●	●	●	●	●	●	●	●	●	●	●	●	●	●	●	●	●	●	●	●	●	●	●	●	●	●	●	●	
	UTW-KSPXD	●	●	●	●	●	●	●	●	●	●	● <sup>*6</sup>	● <sup>*6</sup>	● <sup>*6</sup>	●	●	●	●	●	●	●	●	●	●	●	●	●	●	●	●
Heat Exchanger for swimming pool kit	UTW-ESPXA	●	●	●	●	●	●	●	●	●	●	●	●	●	●	●	●	●	●	●	●	●	●	●	●	●	●	●	●	
Cooling kit	UTW-KCLXD	●	●	●	●	●	●	●	●	— <sup>*2</sup>	— <sup>*2</sup>	— <sup>*2</sup>	●	●	●	●	●	●	●	●	●	●	●	●	●	●	●	●	●	
Regulation Extension Kit	UTW-KREXD	●	●	●	●	●	●	●	●	● <sup>*6</sup>	● <sup>*6</sup>	● <sup>*6</sup>	●	●	●	●	●	●	●	●	●	●	●	●	●	●	●	●	●	
Solar Regulation Kit	UTW-KSRXE	●	●	●	●	●	●	●	●	● <sup>*6</sup>	● <sup>*6</sup>	● <sup>*6</sup>	—	—	—	—	—	—	—	—	—	—	—	—	—	—	—	—	—	
Mode Exchange Kit	UTW-KMEXE	●	●	●	●	●	●	●	●	●	●	●	●	●	●	●	●	●	●	●	●	●	●	●	●	●	●	●	●	
Low Noise Kit	UTW-KLNXE	●	●	●	●	●	—	—	—	—	—	—	—	—	—	—	—	—	—	—	—	—	—	—	—	—	—	—	—	
HMI Kit	UTW-KHMXE <sup>*5</sup>	●	●	●	●	●	●	●	●	● <sup>*6</sup>	● <sup>*6</sup>	● <sup>*6</sup>	●	●	●	●	●	●	●	●	●	●	●	●	●	●	●	●	●	
Drain Pan	UTW-KDPXA	—	—	—	—	—	●	●	—	—	—	—	—	—	—	—	—	—	—	—	—	—	—	—	—	—	—	—	—	

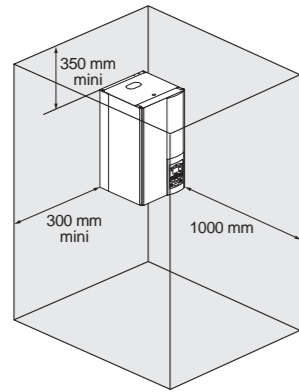
Product Name	Model Name	Split										Monobloc			Split DHW integrated type														
		High Power					Comfort					Compact			High Power					Comfort									
		1Ø		3Ø			1Ø			1Ø			1Ø		3Ø			1Ø			1Ø		3Ø			1Ø			
		11	14	11	14	16	5	6	8	10	5	8	10	11	14	11	14	16	5	6	8	10	11	14	11	14	16	5	6
Remote Controller	Wired UTW-C75XA	●	●	●	●	●	●	●	●	●	●	●	●	●	●	●	●	●	●	●	●	●	●	●	●	●	●	●	●
	Wireless UTW-C75XA-E <sup>*5</sup>	●	●	●	●	●	●	●	●	●	●	●	●	●	●	●	●	●	●	●	●	●	●	●	●	●	●	●	●
Room Thermostat	Wired UTW-C55XA	●	●	●	●	●	●	●	●	●	●	●	●	●	●	●	●	●	●	●	●	●	●	●	●	●	●	●	●
	Wireless UTW-C58XD	●	●	●	●	●	●	●	●	●	●	●	●	●	●	●	●	●	●	●	●	●	●	●	●	●	●	●	●
Outdoor Sensor Transmitter	UTW-MOSXD	●	●	●	●	●	●	●	●	●	●	●	●	●	●	●	●	●	●	●	●	●	●	●	●	●	●	●	●
RF Modules	for X60-Port UTW-M60XD	●	●	●	●	●	●	●	●	●	●	●	●	●	●	●	● <sup>*7</sup>	● <sup>*7</sup>	● <sup>*7</sup>	●	●	●	●	●	●	●	●	●	●
	for BSB-Port UTW-MRCXD	●	●	●	●	●	●	●	●	●	●	●	●	●	●	●	●	●	●	●	●	●	●	●	●	●	●	●	●
Web server	UTW-KWSXD	●	●	●	●	●	●	●	●	●	●	●	●	●	●	●	●	●	●	●	●	●	●	●	●	●	●	●	●
	UTW-KW1XD UTW-KW4XD	●	●	●	●	●	●	●	●	●	●	●	●	●	●	●	●	●	●	●	●	●	●	●	●	●	●	●	●
Cascade Master Kit (incl. LPB Clip)	UTW-KCMXE	●	●	●	●	●	—	—	—	—	—	—	—	—	—	—	—	—	—	—	—	—	—	—	—	—	—	—	—
Cascade Slave Kit (incl. LPB Clip)	UTW-KCSXE	●	●	●	●	●	—	—	—	—	—	—	—	—	—	—	—	—	—	—	—	—	—	—	—	—	—	—	—
LPB Clip	UTW-KL1XD	●	●	●	●	●	●	●	●	●	●	● <sup>*6</sup>	● <sup>*6</sup>	● <sup>*6</sup>	●	●	●	●	●	●	●	●	●	●	●	●	●	●	●
Modbus Clip	UTW-KMBXE	—	—	—	—	—	—	—	—	—	—	—	—	—	—	—	—	—	—	—	—	—	—	—	—	—	—	—	—
Base Heater	UTW-HAMXE	—	—	—	—	—	—	—	—	—	—	—	—	—	—	—	—	—	—	—	—	—	—	—	—	—	—	—	—
	<b>NEW</b> UTW-HAMXF	—	—	—	—	—	—	—	—	—	—	—	—	—	—	—	—	—	—	—	—	—	—	—	—	—	—	—	—
Service Tool (incl. OCI700 adaptor)	UTW-KSTXD	● <sup>*3</sup>	● <sup>*3</sup>	● <sup>*3</sup>	● <sup>*3</sup>	● <sup>*3</sup>	● <sup>*3</sup>	● <sup>*3</sup>	● <sup>*3</sup>	● <sup>*3</sup>	● <sup>*3</sup>	● <sup>*3</sup>	● <sup>*3</sup>	● <sup>*3</sup>	● <sup>*3</sup>	● <sup>*3</sup>	● <sup>*3</sup>	● <sup>*3</sup>	● <sup>*3</sup>	● <sup>*3</sup>	● <sup>*3</sup>	● <sup>*3</sup>	● <sup>*3</sup>	● <sup>*3</sup>	● <sup>*3</sup>	● <sup>*3</sup>	● <sup>*3</sup>	● <sup>*3</sup>	
Service Tool Software	UTW-KPSXD	● <sup>*4</sup>	● <sup>*4</sup>	● <sup>*4</sup>	● <sup>*4</sup>	● <sup>*4</sup>	● <sup>*4</sup>	● <sup>*4</sup>	● <sup>*4</sup>	● <sup>*4</sup>	● <sup>*4</sup>	● <sup>*4</sup>	● <sup>*4</sup>	● <sup>*4</sup>	● <sup>*4</sup>	● <sup>*4</sup>	● <sup>*4</sup>	● <sup>*4</sup>	● <sup>*4</sup>	● <sup>*4</sup>	● <sup>*4</sup>	● <sup>*4</sup>	● <sup>*4</sup>	● <sup>*4</sup>	● <sup>*4</sup>	● <sup>*4</sup>	● <sup>*4</sup>	● <sup>*4</sup>	
External connect kit	UTW-XWZXZ2	●	●	●	●	●	—	—	—	—	—	—	—	—	—	—	—	—	—	—	—	—	—	—	—	—	—	—	—

\*1: DHW operation is possible without DHW Kit and DHW Tank. ● : Available — : Not Available  
 \*2: Cooling operation is possible without cooling kit  
 \*3: UTW-KL1XD is required for the connection.  
 \*4: UTW-KW1XD or UTW-KW4XD is required for the connection.  
 \*5: Eastern European Language(English, Czech Republic, Slovakia, Poland, Turkey, Hungary, Russia, Slovenia, Greece, Serbia)  
 \*6: Only connectable to Hydraulic Unit WSYP100DF6  
 \*7: Not in combination with Modbus Clip UTW-KMBXE



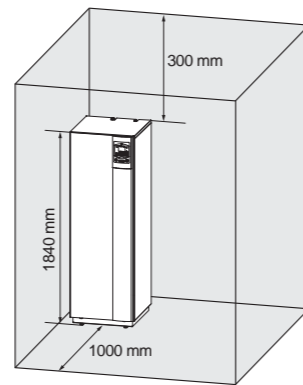
SPLIT TYPE INSTALLATION LIMITATION

Split Type Hydraulic unit



- Hydraulic unit is to be hang on the wall
- Weight < 60kg (including water)
- Distances for maintenance should be respected

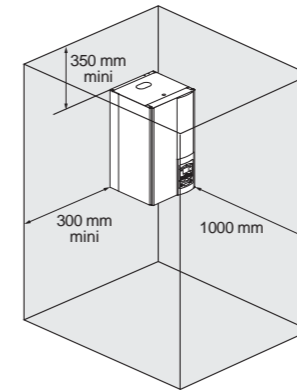
Split DHW integrated Type Hydraulic unit



- Floor stand
- Weight: 366kg (including water)
- Distances for maintenance should be respected.

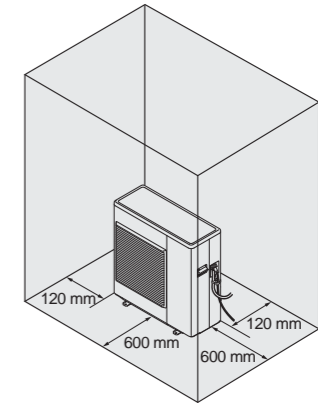
MONOBLOC TYPE INSTALLATION LIMITATION

Monobloc Type Hydraulic unit



- Hydraulic unit is to be hang on the wall
- Weight < 60kg (including water)
- Distances for maintenance should be respected

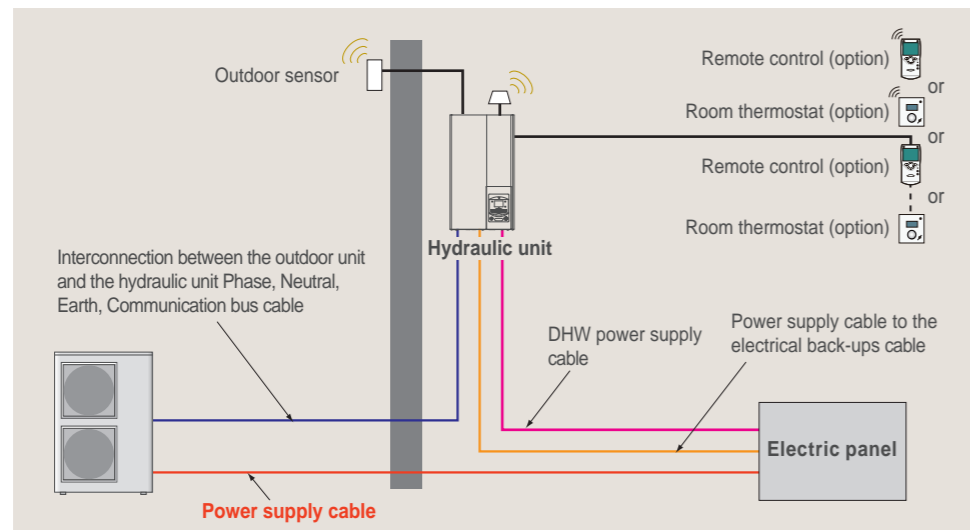
Monobloc Type Outdoor unit



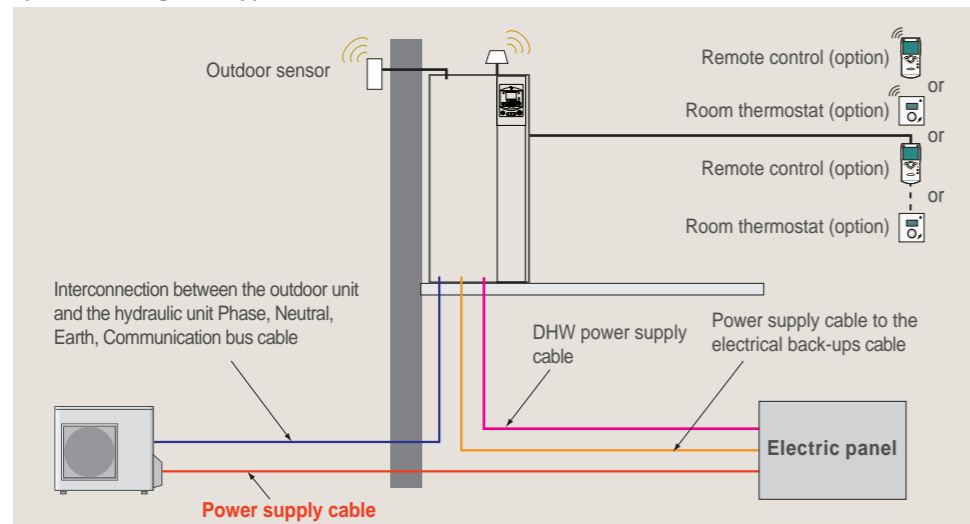
- Floor stand
- Weight < 74 kg (without water)
- Distances for maintenance should be kept

Electrical Wiring

Split Type

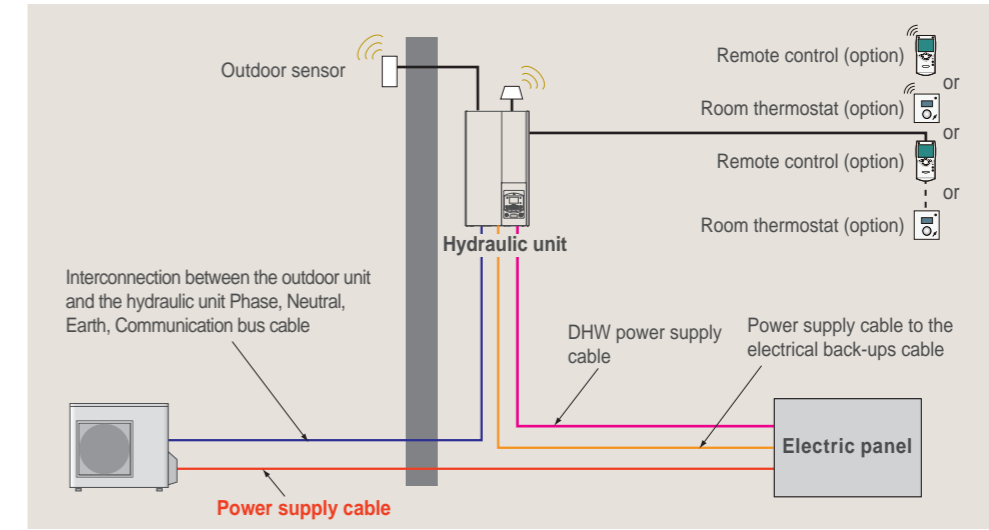


Split DHW integrated Type



Electrical Wiring

Monobloc Type with Hydraulic unit

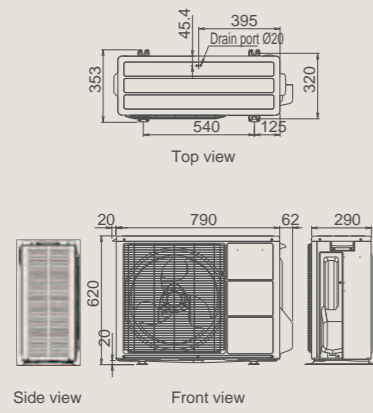


SPLIT TYPE

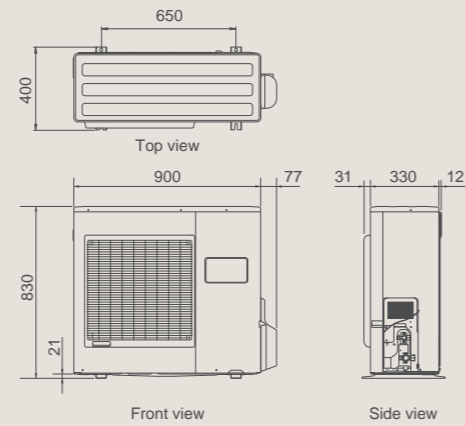
Unit : mm

Outdoor Units Comfort series

WOYA060LDC / WOYA080LDC

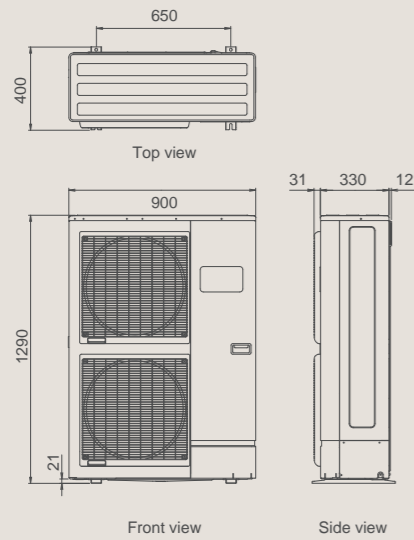


WOYA100LDT



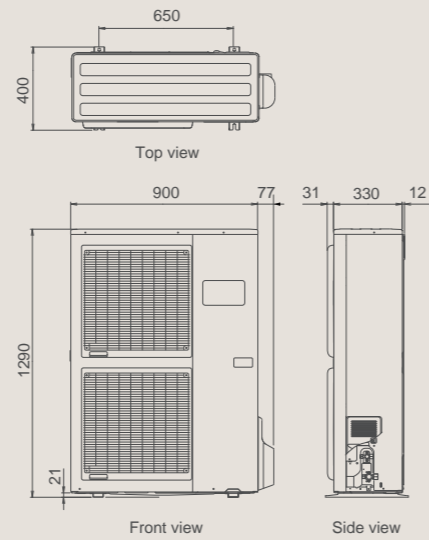
Outdoor Units High Power series

WOYK112LCT / WOYK140LCT / WOYK160LCT



Outdoor Units High Power series

WOYG112LCT / WOYG140LCT

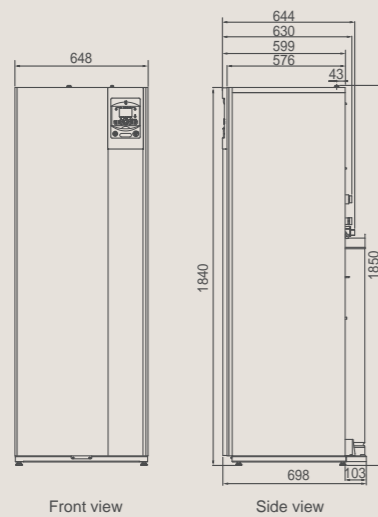


Hydraulic units Split DHW integrated type High Power series

WGYG140DD6 / WGYK160DD9

Hydraulic units Split DHW integrated type Comfort series

WGYA050DD6 / WGYA100DD6

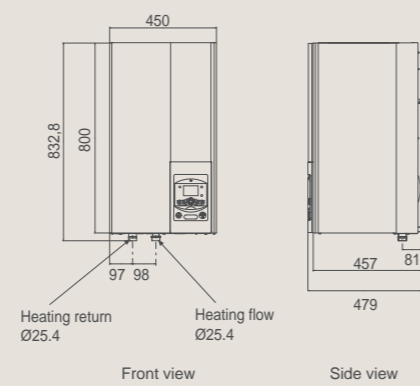


Hydraulic units Split type High Power series

WSYG140DC6 / WSYK160DC9

Hydraulic units Split type Comfort series

WSYA050DD6 / WSYA100DD6

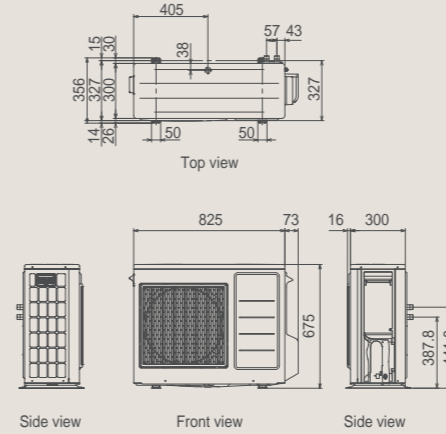


MONOBLOC TYPE

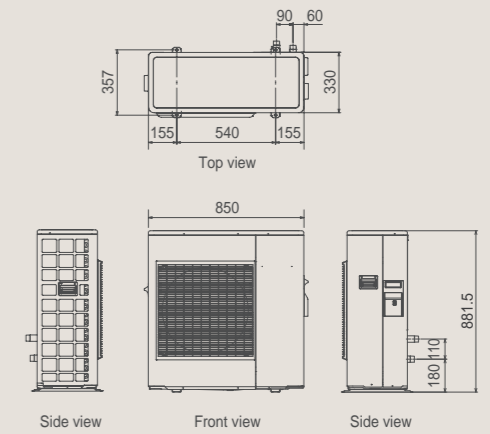
Unit : mm

Compact series

WPYA050LE

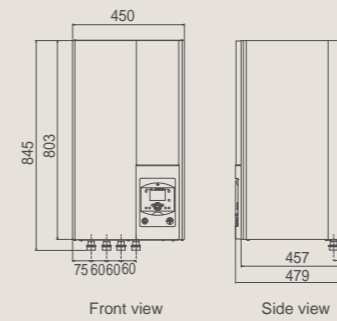


WPYA080LE / WPYA100LE



Hydraulic unit

WSYP100DF6





# Model Selection Software

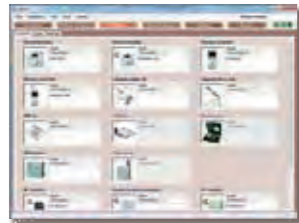
Fujitsu General's new software for the WATERSTAGE automatically provides a combination of WATERSTAGE equipments just by giving few parameters. The software is featured with multiple languages, and automatic update function.



## Model selection with detailed technical informaton

- The software automatically selects the equipments just by inputting some factors, like the region where the equipment is installed, required capacity to heat up the space, and a heating method.
- The transition in the equipment capacity at each outdoor temperature condition and/or when back up heater is under operation can be easily created by this software.

- The visible images of the optional items enables the correct configuration of the systems.
- All of the associated optional items are automatically chosen in a case the application requires several devices of the WATERSTAGE equipments.



The entire system configuration can be reviewed and modified once the units are selected. And by seeing the images and the list of equipments at the same time, it avoids mistake in the selection of equipments.



The software automatically provides graphs of monthly running cost, CO<sub>2</sub> emission volume, cost comparison against other heating sources, and other data to allow the users to see at a glance the financial benefit of choosing WATERSTAGE equipments.



### Estimate function

The software automatically provides the cost estimate of the entire WATERSTAGE system, not only the equipment itself but also the optional items.

### Outputting to documents or to files







Various kinds of documents such as an equipment list, a system diagram, a cost estimate table, and an equipment CAD data can be printed out to paper or output into the files. This function also comes with a feature which allows you to change the template design of the documents.

### Software updates




The database can be automatically updated through FTP by automatic update function.

Type	Split type											
	High Power series					Comfort series						
Series name												
Capacity range (kW)	11		14		16		5		10			
+7°C / +35°C floor heating *1	Heating capacity	kW	10.80	13.50	10.80	13.50	15.17	4.50	6.00	7.50	10.00	
	Input power	kW	2.54	3.23	2.51	3.20	3.70	0.996	1.41	1.84	2.49	
	COP		4.25	4.18	4.30	4.22	4.10	4.52	4.27	4.08	4.02	
+2°C / +35°C floor heating *1	Heating capacity	kW	10.77	12.00	10.77	13.00	13.50	4.50	4.95	5.65	7.70	
	Input power	kW	3.44	3.87	3.40	4.15	4.34	1.39	1.53	1.78	2.47	
	COP		3.13	3.10	3.17	3.13	3.11	3.24	3.24	3.17	3.12	
-7°C / +35°C floor heating *1	Heating capacity	kW	10.80	12.00	10.80	13.00	13.50	4.10	4.60	5.70	7.40	
	Input power	kW	4.32	5.08	4.28	5.18	5.40	1.47	1.74	2.23	2.97	
	COP		2.50	2.36	2.52	2.51	2.50	2.79	2.64	2.56	2.49	
+7°C / +45°C radiators *1	Heating capacity	kW	9.23	11.54	10.10	12.60	13.00	4.50	5.10	6.20	8.27	
	Input power	kW	2.84	3.72	3.01	3.81	4.00	1.30	1.50	1.87	2.53	
	COP		3.25	3.10	3.35	3.30	3.25	3.46	3.40	3.31	3.27	
-7°C / +45°C radiators *1	Heating capacity	kW	9.16	11.45	10.02	12.50	13.00	4.10	4.45	5.05	7.40	
	Input power	kW	4.58	5.92	4.63	6.00	6.37	1.86	2.04	2.47	3.70	
	COP		2.00	1.93	2.16	2.08	2.04	2.20	2.18	2.04	2.00	
Backup heater	Capacity	kWxpcs.	6.0(3.0x2 pcs.)		9.0(3.0 x 3pcs.)		9.0(3.0 x 3pcs.)		6.0(3.0x2 pcs.)		6.0(3.0x2 pcs.)	
Hydraulic unit	Model name		WSYG140DC6			WSYK160DC9			WSYA050DD6		WSYA100DD6	
Power source			1Ø 230V, 50Hz			3Ø 400V, 50Hz			1Ø 230V, 50Hz			
Water circulation	Rated	L/min	31.2	39.0	31.2	39.0	43.8	13.00	17.33	21.66	28.88	
	Min / Max		25.0 / 50.0				8.1/16.2				10.8/21.7	
Dimensions HxWxD		mm	800 x 450 x 457				800 x 450 x 457					
Weight (Net)		kg	42				42					
Buffer tank capacity		L	16				16					
Expansion vessel capacity		L	8				8					
Leaving water temperature range		°C	8 to 60				8 to 55					
Water pipe connection diameter	Flow / Return	mm	Ø25.4 / Ø25.4				Ø25.4 / Ø25.4					
Outdoor unit	Model name		WOYG112LCT	WOYG140LCT	WOYK112LCT	WOYK140LCT	WOYK160LCT	WOYA060LDC	WOYA080LDC	WOYA100LDT		
Power source			1Ø 230V, 50Hz			3Ø 400V, 50Hz			1Ø 230V, 50Hz			
Current	Rated	A	11.4	14.2	3.7	4.8	5.5	4.5	6.3	8.1	10.9	
	Max		22.0	25.0	8.5	9.5	10.5	11.0	12.5	17.5	18.5	
Noise level (Sound pressure)		dB(A)	55 <sup>1,2</sup>	56 <sup>1,2</sup>	53 <sup>1,2</sup>	55 <sup>1,2</sup>	56 <sup>1,2</sup>	48 <sup>1,2</sup>	51 <sup>1,2</sup>	56 <sup>1,2</sup>	55 <sup>1,2</sup>	
Dimensions HxWxD		mm	1290 x 900 x 330				620 x 790 x 290				830x900x330	
Weight (Net)		kg	92		99			41		42		
Refrigerant			R410A				R410A					
Refrigerant amount		kg	2.50			1.10			1.40		1.80	
Additional refrigerant charge amount		g/m	50			20			20		40	
Connection pipe	Diameter	Liquid	mm			Ø9.52			Ø6.35			Ø9.52
		Gas	mm			Ø15.88			Ø12.70		Ø15.88	
	Length	Min / Max	m			5 / 20			5 / 20			
	Length (chargeless)	Max	m			15			7.5			
	Height difference	Max	m			15			15			
Operation range	Heating	°C	-25 to 35				-20 to 35					

\*1. The values of heating capacity/power input/COP are based on measurement of EN14511 standard. Usage environment, such as operation of the heating equipment, room temperature, and controller adjustments, may cause disparities between practically determined and these values.  
\*2. Sound pressure level measured at distance of 1m from the device.

Type			Split DHW integrated type																	
Series name			High Power series					Comfort series												
																				
Capacity range (kW)			11	14	11	14	16	5	6	8	10									
+7°C / +35°C floor heating *1	Heating capacity	kW	10.80	13.50	10.80	13.50	15.17	4.50	6.00	7.50	10.00									
	Input power		2.54	3.23	2.51	3.20	3.70	0.996	1.41	1.84	2.49									
	COP		4.25	4.18	4.30	4.22	4.10	4.52	4.27	4.08	4.02									
+2°C / +35°C floor heating *1	Heating capacity	kW	10.77	12.00	10.77	13.00	13.50	4.50	4.95	5.65	7.70									
	Input power		3.44	3.87	3.40	4.15	4.34	1.39	1.53	1.78	2.47									
	COP		3.13	3.10	3.17	3.13	3.11	3.24	3.24	3.17	3.12									
-7°C / +35°C floor heating *1	Heating capacity	kW	10.80	12.00	10.80	13.00	13.50	4.10	4.60	5.70	7.40									
	Input power		4.32	5.08	4.28	5.18	5.40	1.47	1.74	2.23	2.97									
	COP		2.50	2.36	2.52	2.51	2.50	2.79	2.64	2.56	2.49									
+7°C / +45°C radiators *1	Heating capacity	kW	9.23	11.54	10.10	12.60	13.00	4.50	5.10	6.20	8.27									
	Input power		2.84	3.72	3.01	3.81	4.00	1.30	1.50	1.87	2.53									
	COP		3.25	3.10	3.35	3.30	3.25	3.46	3.40	3.31	3.27									
-7°C / +45°C radiators *1	Heating capacity	kW	9.16	11.45	10.02	12.50	13.00	4.10	4.45	5.05	7.40									
	Input power		4.58	5.92	4.63	6.00	6.37	1.86	2.04	2.47	3.70									
	COP		2.00	1.93	2.16	2.08	2.04	2.20	2.18	2.04	2.00									
Backup heater	Capacity	kWxpcs.	6.0(3.0x2pcs.)	6.0(3.0x2pcs.)	9.0(3.0x3pcs.)	9.0(3.0x3pcs.)	9.0(3.0x3pcs.)	6.0(3.0x2pcs.)	6.0(3.0x2pcs.)	6.0(3.0x2pcs.)	6.0(3.0x2pcs.)									
Hydraulic unit			Model name		WGYG140DD6		WGYK160DD9		WGYA050DD6		WGYA100DD6									
Power source			1Ø 230V, 50Hz		3Ø 400V, 50Hz		3Ø 400V, 50Hz		1Ø 230V, 50Hz		1Ø 230V, 50Hz									
Water circulation	Rated	L/min	31.2	39.0	31.2	39.0	43.8	13.00	17.33	21.66	28.88									
	Min / Max		25.0 / 50.0				8.1/16.2				10.8/21.7		13.5/27.1		18.1/36.1					
Dimensions HxWxD			1840 x 648 x 698																	
Weight (Net)			152																	
DHW capacity			190																	
Hot water heater capacity			1.5																	
Buffer tank capacity			16																	
Expansion vessel capacity			12																	
Leaving water temperature range			8 to 60																	
Water pipe connection diameter			Ø25.4 / Ø25.4																	
Hot water pipe diameter			(Inlet/Outlet) Ø19.05																	
Outdoor unit			Model name		WOYG112LCT		WOYG140LCT		WOYK112LCT		WOYK140LCT		WOYK160LCT		WOYA060LDC		WOYA080LDC		WOYA100LDT	
Power source			1Ø 230V, 50Hz		3Ø 400V, 50Hz		3Ø 400V, 50Hz		1Ø 230V, 50Hz		1Ø 230V, 50Hz		1Ø 230V, 50Hz							
Current	Rated	A	11.4	14.2	3.7	4.8	5.5	4.5	6.3	8.1	10.9									
	Max		22.0	25.0	8.5	9.5	10.5	11.0	12.5	17.5	18.5									
Noise level (Sound pressure)			dB(A)		55 <sup>2</sup>		56 <sup>2</sup>		53 <sup>2</sup>		55 <sup>2</sup>		48 <sup>2</sup>		51 <sup>2</sup>		56 <sup>2</sup>		55 <sup>2</sup>	
Dimensions HxWxD			1290 x 900 x 330									620 x 790 x 290			830x900x330					
Weight (Net)			92									99		41		42		60		
Refrigerant			R410A									R410A								
Refrigerant amount			2.50									1.10		1.40		1.80				
Additional refrigerant charge amount			50									20		20		40				
Connection pipe	Diameter	Liquid	Ø9.52									Ø6.35			Ø9.52					
		Gas	Ø15.88									Ø12.70		Ø15.88						
	Length	Min / Max	5 / 20									5 / 20								
		Length (chargeless)	Max									15			7.5					
	Height difference	Max	15									15								
Operation range			Heating °C									-25 to 35			-20 to 35					

\*1. The values of heating capacity/power input/COP are based on measurement of EN14511 standard. Usage environment, such as operation of the heating equipment, room temperature, and controller adjustments, may cause disparities between practically determined and these values.  
 \*2. Sound pressure level measured at distance of 1m from the device.

Type			Monobloc type with hydraulic unit									
Series name			5		8		10					
												
Capacity range (kW)			5		8		10					
+7°C / +35°C floor heating *1	Heating capacity	kW	5.00	8.00	10.00							
	Input power		1.19	1.78	2.30							
	COP		4.20	4.50	4.35							
+2°C / +35°C floor heating *1	Heating capacity	kW	3.86	7.40	8.10							
	Input power		1.20	2.73	3.00							
	COP		3.22	2.71	2.70							
-7°C / +35°C floor heating *1	Heating capacity	kW	3.55	7.10	8.00							
	Input power		1.38	2.93	3.32							
	COP		2.57	2.42	2.41							
+7°C / +45°C radiators *1	Heating capacity	kW	4.40	7.80	9.80							
	Input power		1.42	2.23	2.88							
	COP		3.10	3.50	3.40							
-7°C / +45°C radiators *1	Heating capacity	kW	3.50	6.50	7.00							
	Input power		1.69	2.98	3.31							
	COP		2.07	2.18	2.11							
Hydraulic unit			Model name		WSYP100DF6							
Power source			1Ø 230V, 50Hz									
Dimensions HxWxD			mm				800 x 450 x 457					
Weight (Net)			kg				42					
Buffer tank capacity			L				22					
Expansion vessel capacity			L				12					
Water pipe connection diameter			Flow / Return				mm		Ø25.4 / Ø25.4			
Monobloc unit			Model name		WPYA050LE		WPYA080LE		WPYA100LE			
Power source			1Ø 230V, 50Hz									
Water circulation	Rated	L/min	14.5	22.9	28.7							
	Min / Max		5.0 / 20.0	10.0 / 30.0	10.0 / 30.0							
Current			Rated		A		5.2		8.30		10.20	
Noise level (Sound pressure)			dB(A)		48 <sup>2</sup>		51 <sup>2</sup>		51 <sup>2</sup>			
Dimensions HxWxD			mm		675 x 825 x 300		881.5 x 850 x 330					
Weight (Net)			kg		50		74					
Water pipe connection diameter			Flow / Return		mm		Ø19.05 / Ø19.05		Ø25.4 / Ø25.4			
Refrigerant			R410A									
Refrigerant amount			kg				1.05		1.5			
Leaving water temperature range			°C				8 to 55					
Operation range			Heating		°C		-20 to 35					

\*1. The values of heating capacity/power input/COP are based on measurement of EN14511 standard. Usage environment, such as operation of the heating equipment, room temperature, and controller adjustments, may cause disparities between practically determined and these values.

\*2. Sound pressure level measured at distance of 1m from the device.